


Life Is On

Schneider
Electric

 Price List

Low Voltage Distribution Products

With effect from December 21, 2015



schneider-electric.co.in

> EasyPact EZC:	
■ Range Overview	4
■ MCCBs for Distribution Network	4
■ Accessories and EasyPact Range Busbar systems.	5
> EasyPact CVS:	
■ Range Overview	6
■ MCCBs for Distribution Network	7
■ MCCBs for Distribution Network and Motor Protection	9
■ Accessories.	10
> Unique Modular Ground Fault Protection	12
> Earth Leakage Protection	13
> EasyPact NKS	
■ MCCBs for AC Distribution Network	14
■ Simpact NKS DC.	15
> Fupact Switch Disconnecter and Accessories.	16
> Type 2 Co-ordination table	17
> EasyPact SPS:	
■ Range Overview	19
■ Draw-out type Circuit breaker and Switch disconnecter	20
■ Fixed type Circuit breaker and Switch disconnecter	21
■ Accessories.	21
> EasyPact MVS:	
■ Range Overview	22
■ Selection Guide.	23
■ ET/ETA/ETV Trip System	24
■ Draw-out type Circuit breakers and Switch Disconnectors	25
■ Fix breaker with ET6G and 2L	28
■ Accessories.	29
> Compact NSX:	
■ Range Overview	33
■ MCCBs for Distribution Network	39
■ MCCBs for Motor Protection	43
■ Compact NSX DC	45
■ Accessories.	46
■ Automatic Source Changeover System	49
> Compact NS:	
■ Range Overview	51
■ MCCBs above 630A Manual Fixed	52
■ MCCBs above 630A Electrical Fixed & Accessories	55
> Compact- INS & INV Switch Disconnectors	56
> Masterpact NT/NW:	
■ Range Overview	57
■ Selection Guide.	58
■ Micrologic Trip system.	59
■ ATS Kit range.	60
> Vigirex - Earth Leakage Protection Relay	61

EasyPact EZC

Safe, Reliable and Easy



- Schneider Electric Global MCCBs offer from 15A to 600A
- Breaking capacity up to 50kA
- 1P, 2P, 3P and 4P versions are available.
- Cross Bolted termination starts from 15A make installation more safe
- Suitable for Isolation
- Isolation feature ensure operator safety
- Compliance to RoHS (Restriction of Hazardous Substances)

Moulded Case Circuit Breakers for Distribution Network

With Fixed Thermal Magnetic Trip Unit (TMD)

- Conforms to IEC60947-2
- Suitable for isolation
- Suitable for EasyPact Busbar system

Breaking Capacity Icu as per IEC 60947-2	Rated Current	Three Pole Reference	Unit MRP [₹]	Four Pole Reference	Unit MRP [₹]
30 kA	15A	EZC100H3015 <input checked="" type="checkbox"/>	4430	EZC100H4015	6140
	20A	EZC100H3020 <input checked="" type="checkbox"/>		EZC100H4020	
	25A	EZC100H3025 <input checked="" type="checkbox"/>		EZC100H4025	
	32A	EZC100H3032 <input checked="" type="checkbox"/>		EZC100H4032	
	40A	EZC100H3040 <input checked="" type="checkbox"/>		EZC100H4040	
	50A	EZC100H3050 <input checked="" type="checkbox"/>		EZC100H4050	
	63A	EZC100H3063 <input checked="" type="checkbox"/>		EZC100H4063 <input checked="" type="checkbox"/>	
	80A	EZC100H3080 <input checked="" type="checkbox"/>		EZC100H4080	
36kA	100A	EZC100H3100 <input checked="" type="checkbox"/>		EZC100H4100 <input checked="" type="checkbox"/>	
	125A	EZC250H3125	7010	EZC250H4125	9450
	160A	EZC250H3160	8930	EZC250H4160	11830
	200A	EZC250H3200	11080	EZC250H4200	14960
Breaking Capacity Icu as per IEC 60947-2	Rated Current	Three Pole Reference	Unit LP* [₹]	Four Pole Reference	Unit LP* [₹]
36kA	250A	EZC250H3250	12750	EZC250H4250	17220
50KA	320A	EZC400H3320N	19950	EZC400H4320N	23000
	400A	EZC400H3400N	20580	EZC400H4400N	26570

Note:

- Contact nearest sales office for 1P(up to 100A) and 2P (up to 250A) requirements
- 630A and other breaking capacity versions on request.

*LP is List Price

Description	EZC100 Reference	Unit LP [₹]	EZC250 Reference	Unit LP [₹]
Auxiliary Contacts (Changeover) Multifunction				
Auxiliary Switch 1 C/O	EZAUX10 <input checked="" type="checkbox"/>	760	EZEAX <input checked="" type="checkbox"/>	920
Alarm Switch 1 C/O	EZAUX01		EZEAL <input checked="" type="checkbox"/>	
Alarm - Auxiliary Switch	EZAUX11 <input checked="" type="checkbox"/>	1135	EZEAXAL	1355
Spreaders				
Spreaders *(Set Of 3) 3P	EZASPDR3P <input checked="" type="checkbox"/>	310	EZESPDR3P <input checked="" type="checkbox"/>	460
Spreaders *(Set Of 4) 4P	EZASPDR4P <input checked="" type="checkbox"/>	410	EZESPDR4P	600
Phase Barriers				
	EZAFASB2	190	EZEFASB2	270
Rotary Handle				
Direct Rotary handle	EZAROTDS <input checked="" type="checkbox"/>	1075	EZEROTDS	1355
Extended Rotary handle	EZAROTE	1630	EZEROTE	1630
Shunt Release				
AC				
100-130 V	EZASHT100AC	1630	EZESHT100AC	1630
200-277 V	EZASHT200AC <input checked="" type="checkbox"/>		EZESHT200AC <input checked="" type="checkbox"/>	
380-480 V	EZASHT380AC		EZESHT400AC	
DC				
24 V	EZASHT024DC	1630	EZESHT024DC	1630
48 V	EZASHT048DC		EZESHT048DC	

Description	EZC 400/600 Reference	Unit LP [₹]
Auxiliary Contacts		
OF or SD or SDE	29450	880
Spreaders		
SPREADERS (SET OF 3) 3P	32492	1450
Spreaders (Set of 4) 4P	32493	1850
Phase Barriers (Set of 6)		
	LV432570	720
Rotary Handle		
Direct Rotary handle	LV432597	1700
Extended Rotary handle	LV432598	3240
Shunt Release		
AC 220-240 V 50/60 Hz	LV429387	2160

EasyPact Range Busbar Systems



- Available for 250A, 400A & 630A main incoming current
- Available for 4,6,8 & 12 ways (3-pole) EasyPact 100A (max) outgoing MCCBs
- EZ Busbar rated 400A and 630A can accept the 2 ways or 4 ways branch extension for upto four additional 250A max outgoing circuits

[In] Rated Current	Description	Reference	Unit LP [₹]
250 A	EZ busbar 250A 4ways	EZB250W04	8470
	EZ busbar 250A 6ways	EZB250W06	10715
	EZ busbar 250A 8ways	EZB250W08	12960
	EZ busbar 250A 10ways	EZB250W10	15220
	EZ busbar 250A 12ways	EZB250W12	17465
400 A	EZ busbar 400A 4ways	EZB400W04	10715
	EZ busbar 400A 6ways	EZB400W06	12960
	EZ busbar 400A 8ways	EZB400W08	15220
	EZ busbar 400A 10ways	EZB400W10	17465
	EZ busbar 400A 12ways	EZB400W12	19710
630 A	EZ busbar 630A 4ways	EZB630W04	12960
	EZ busbar 630A 6ways	EZB630W06	15220
	EZ busbar 630A 8ways	EZB630W08	17465
	EZ busbar 630A 10ways	EZB630W10	19710
	EZ busbar 630A 12ways	EZB630W12	21965

EasyPact CVS

Easy Choice for Quality and Value



- Breaking capacity 25kA to 50kA
- 16A -800A 3P & 4P TMD & Microprocessor trip units.
- Isolation with positive break indication
- Class II Front Face
- Best in class current limiting performance (Low Let through Energy)
- Highest electrical endurance in its class
- Best in class contact resistance which help to achieve energy efficiency objectives

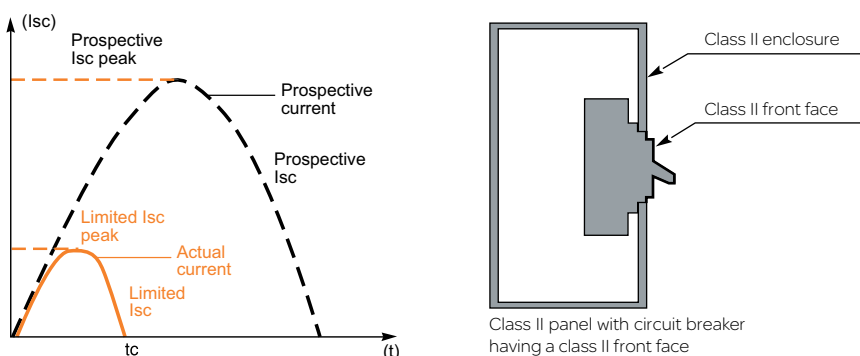
EasyPact CVS MCCBs most advance

technology enhances the service life of

Electrical installation (Cables /Bus Bars /Loads)



- **Current limiting** circuit breakers greatly reduce the negative effect of short circuit on installation, which reduce Thermal, Mechanical and Electromagnetic effect on entire electrical distribution network (Cables, Bus Bars, Loads etc.)
- **Class II Front Face** of MCCBs enhances operator & installation safety.
- **High electrical** endurance enhances continuity of services for longer time.
- **Low contact resistance** reduce energy consumptions



The limiting capacity of a circuit breaker is the aptitude to let through a current during a short circuit that is less than the prospective short-circuit current

With Thermal Magnetic Trip Unit (TMD)



- Ics = 100% Icu as per IEC 60947-2
- Best in class fault current limitation performance (Low let through energy)
- Suitable for Isolation
- Class II Front face
- Range 16A to 630A

Breaking Capacity as per IEC 60947-2	Rated Current	Three Pole Reference	Unit MRP [₹]	Four Pole Reference	Unit MRP [₹]
EasyPact CVS 100 BS Overload Setting (Ir) 0.8 - 1 x In					
25kA*	16A	LV510930	5570	LV510950	7220
	20A	LV510931	5570	LV510951	7220
	25A	LV510932	5570	LV510952	7220
	32A	LV510933	5570	LV510953	7220
	40A	LV510934	5570	LV510954	7220
	50A	LV510935	5570	LV510955	7220
	63A	LV510936	5570	LV510956	7220
	80A	LV510937	5570	LV510957	7220
	100A	LV510938	5570	LV510958	7220

Accessories

Description	CVS100BS Reference	Unit LP [₹]
Auxiliary Contacts (Changeover) Multifunction		
Auxiliary Switch 1 C/O	EZAUX10 <input checked="" type="checkbox"/>	760
Alarm Switch 1 C/O	EZAUX01	
Alarm - Auxiliary Switch	EZAUX11 <input checked="" type="checkbox"/>	
Spreaders		
Spreaders *(Set Of 3) 3P	EZASPDR3P <input checked="" type="checkbox"/>	310
Spreaders *(Set Of 4) 4P	EZASPDR4P <input checked="" type="checkbox"/>	410
Phase Barriers		
	EZAFASB2	190
Rotary Handle		
Direct Rotary handle	EZAROTDS <input checked="" type="checkbox"/>	1075
Extended Rotary handle	EZAROTE	1630
Shunt Release		
AC		
100-130 V	EZASHT100AC	1630
200-277 V	EZASHT200AC <input checked="" type="checkbox"/>	
380-480 V	EZASHT380AC	
DC		
24 V	EZASHT024DC	1630
48 V	EZASHT048DC	

Breaking Capacity as per IEC 60947-2	Rated Current	Three Pole Reference	Unit MRP [₹]	Four Pole Reference	Unit MRP [₹]
Easypact CVS 100 to 630A Overload Setting (Ir) 0.7 - 1 x In					
25kA	16A	LV510300 <input checked="" type="checkbox"/>	6310	LV510310	9110
	25A	LV510301 <input checked="" type="checkbox"/>	6310	LV510311 <input checked="" type="checkbox"/>	9110
	32A	LV510302 <input checked="" type="checkbox"/>	6310	LV510312 <input checked="" type="checkbox"/>	9110
	40A	LV510303 <input checked="" type="checkbox"/>	6310	LV510313 <input checked="" type="checkbox"/>	9110
	50A	LV510304 <input checked="" type="checkbox"/>	6310	LV510314	9110
	63A	LV510305 <input checked="" type="checkbox"/>	6310	LV510315 <input checked="" type="checkbox"/>	9110
	80A	LV510306 <input checked="" type="checkbox"/>	6310	LV510316 <input checked="" type="checkbox"/>	9110
	100A	LV510307 <input checked="" type="checkbox"/>	6310	LV510317 <input checked="" type="checkbox"/>	9110
	125A	LV516302 <input checked="" type="checkbox"/>	9940	LV516312 <input checked="" type="checkbox"/>	11440
	160A	LV516303 <input checked="" type="checkbox"/>	13050	LV516313 <input checked="" type="checkbox"/>	15400
	200A	LV525302 <input checked="" type="checkbox"/>	17700	LV525312	21750
Breaking Capacity as per IEC 60947-2	Rated Current	Three Pole Reference	Unit LP [₹]	Four Pole Reference	Unit LP [₹]
25kA	250A	LV525303 <input checked="" type="checkbox"/>	20450	LV525313	24850

*Ics=17kA

Breaking Capacity as per IEC 60947-2	Rated Current	Three Pole Reference	Unit MRP [₹]	Four Pole Reference	Unit MRP [₹]
Easypact CVS 100 to 630A Overload Setting (Ir) 0.7 - 1 x In					
36kA	16A	LV510330 <input checked="" type="checkbox"/>	9340	LV510340	11930
	25A	LV510331 <input checked="" type="checkbox"/>	9340	LV510341	11930
	32A	LV510332 <input checked="" type="checkbox"/>	9340	LV510342 <input checked="" type="checkbox"/>	11930
	40A	LV510333 <input checked="" type="checkbox"/>	9340	LV510343 <input checked="" type="checkbox"/>	11930
	50A	LV510334 <input checked="" type="checkbox"/>	9340	LV510344	11930
	63A	LV510335 <input checked="" type="checkbox"/>	9340	LV510345 <input checked="" type="checkbox"/>	11930
	80A	LV510336 <input checked="" type="checkbox"/>	9340	LV510346	11930
	100A	LV510337 <input checked="" type="checkbox"/>	9340	LV510347 <input checked="" type="checkbox"/>	11930
	125A	LV516332 <input checked="" type="checkbox"/>	10300	LV516342	12760
	160A	LV516333 <input checked="" type="checkbox"/>	13650	LV516343	16100
	200A	LV525332	19780	LV525342 <input checked="" type="checkbox"/>	23250
Breaking Capacity as per IEC 60947-2	Rated Current	Three Pole Reference	Unit LP [₹]	Four Pole Reference	Unit LP [₹]
36kA	250A	LV525333	21630	LV525343 <input checked="" type="checkbox"/>	25400
	320A	LV540305	26340	LV540308 <input checked="" type="checkbox"/>	33440
	400A	LV540306	26600	LV540309 <input checked="" type="checkbox"/>	33770
	500A	LV563305 <input checked="" type="checkbox"/>	31410	LV563308 <input checked="" type="checkbox"/>	39180
	630A**	LV563306 <input checked="" type="checkbox"/>	31410	LV563309 <input checked="" type="checkbox"/>	39580
Breaking Capacity as per IEC 60947-2	Rated Current	Three Pole Reference	Unit MRP [₹]	Four Pole Reference	Unit MRP [₹]
50kA	16A	LV510470 <input checked="" type="checkbox"/>	11740	LV510480	14860
	25A	LV510471	11740	LV510481	14860
	32A	LV510472 <input checked="" type="checkbox"/>	11740	LV510482 <input checked="" type="checkbox"/>	14860
	40A	LV510473	11740	LV510483	14860
	50A	LV510474	11740	LV510484	14860
	63A	LV510475 <input checked="" type="checkbox"/>	11740	LV510485 <input checked="" type="checkbox"/>	14860
	80A	LV510476 <input checked="" type="checkbox"/>	11740	LV510486	14860
	100A	LV510477 <input checked="" type="checkbox"/>	11740	LV510487 <input checked="" type="checkbox"/>	14860
	125A	LV516462 <input checked="" type="checkbox"/>	16250	LV516467	18300
	160A	LV516463 <input checked="" type="checkbox"/>	17000	LV516468	19850
	200A	LV525452	21950	LV525457 <input checked="" type="checkbox"/>	27700
Breaking Capacity as per IEC 60947-2	Rated Current	Three Pole Reference	Unit LP [₹]	Four Pole Reference	Unit LP [₹]
50kA	250A	LV525453	23150	LV525458 <input checked="" type="checkbox"/>	29860
	320A	LV540315 <input checked="" type="checkbox"/>	28770	LV540318	35970
	400A	LV540316 <input checked="" type="checkbox"/>	28770	LV540319 <input checked="" type="checkbox"/>	35970
	500A	LV563315 <input checked="" type="checkbox"/>	34050	LV563318	42950
	630A**	LV563316 <input checked="" type="checkbox"/>	34050	LV563319 <input checked="" type="checkbox"/>	44820



Note:

- EasyPact CVS can also be used for DC network protection (from 16-630A TMD)
- For performance and other details contact our nearest Sales Office.
- For CVS MCCB type Isolator version contact nearest Sales Office
- **630A @ 30°C & 600A @ 40° C for TMD630A MCCB

NORMAL STOCK ITEMS

W.E.F. December 21, 2015

EasyPact CVS 800A with Thermal Magnetic type trip unit.



- Ics = 100% Icu as per IEC 60947-2
- TMD type Trip Unit
- Adjustable overload from 0.8 - 1 x In
- Adjustable short circuit for each phase from 3.5 - 10 x Ir

Breaking Capacity Ics as per IEC 60947-2	Rated Current	Three Pole Reference	Unit LP [₹]	Four Pole Reference	Unit LP [₹]
36kA	800A	LV580300 <input checked="" type="checkbox"/>	47870	LV580301 <input checked="" type="checkbox"/>	51660
50kA	800A	LV580302 <input checked="" type="checkbox"/>	50660	LV580303 <input checked="" type="checkbox"/>	58680

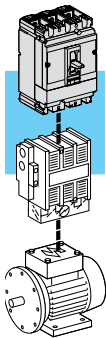
EasyPact CVS 400 to 630A With Microprocessor Based Trip Unit



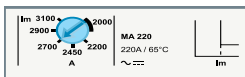
- Ics = 100% Icu as per IEC 60947-2
- Suitable for Isolation
- Adjustable Overload from 0.5 to 1*In
- Adjustable Short Circuit from 2 to 10*Ir
- Adjustable Neutral Protection - N, N/2, OFF for 4 Pole MCCB
- Inbuilt Thermal Memory

Breaking Capacity Ics as per IEC 60947-2	Rated Current	Three Pole Reference	Unit LP [₹]	Four Pole Reference	Unit LP [₹]
EasyPact CVS 400 to 630A					
36 kA	400A	LV540505 <input checked="" type="checkbox"/>	31410	LV540506 <input checked="" type="checkbox"/>	36900
	630A	LV563505 <input checked="" type="checkbox"/>	34870	LV563506 <input checked="" type="checkbox"/>	44710
50 kA	400A	LV540510 <input checked="" type="checkbox"/>	33160	LV540511 <input checked="" type="checkbox"/>	42330
	630A	LV563510 <input checked="" type="checkbox"/>	36640	LV563511 <input checked="" type="checkbox"/>	48890

Moulded Case Circuit Breakers for Motor Protection
Breaking Capacity 50kA, Ics=Icu



Current Rating	2.5	6.3	12.5	25	50	100	150	220	320	500	
CVS 100	6..14In										
CVS 160/250							9..14In				
CVS 400									6..13In		
CVS 630										6..13In	



Frame 1	2.5 to 220A
Frame 2	320 to 500A

With Magnetic Trip Unit MA type

Breaking Capacity Ics as per IEC 60947-2	Rated Current	Three Pole Reference	Unit MRP [₹]
50kA	2.5A	LV510450	8330
	6.3A	LV510451	8330
	12.5A	LV510452 <input checked="" type="checkbox"/>	8330
	25A	LV510453 <input checked="" type="checkbox"/>	10700
	50A	LV510454 <input checked="" type="checkbox"/>	10700
	100A	LV510455 <input checked="" type="checkbox"/>	10700
50kA	150A	LV516451 <input checked="" type="checkbox"/>	13810
	220A	LV525442 <input checked="" type="checkbox"/>	17220
	320A	LV540552 <input checked="" type="checkbox"/>	31290
50kA	500A	LV563552	36500



Indication contacts



Voltage Release



Padlocking accessory



Direct Rotary Handle



Extended Rotary Handle

Accessories from EasyPact CVS 100 - 630A

Auxiliary Contacts (Changeover) Multifunction

Description	Reference	Unit LP [₹]
OF or SD or SDE or SDV	29450 <input checked="" type="checkbox"/>	880
OF or SD or SDE or SDV low level	29452	930
SDE adapter for trip unit TM or MA or ETS 2.3 \$\$	LV429451 <input checked="" type="checkbox"/>	670

\$\$: To be considered alongwith SDE contact for MCCB with TMD/ETS 2.3/MA Trip Unit

Voltage Releases

Description	Shunt Release Reference	Unit LP [₹]	Undervoltage Reference	Unit LP [₹]
AC				
24 V 50/60 Hz	LV429384 <input checked="" type="checkbox"/>	2160	LV429404	2830
48 V 50/60 Hz	LV429385		LV429405	
110-130 V 50/60 Hz	LV429386 <input checked="" type="checkbox"/>		LV429406 <input checked="" type="checkbox"/>	
220-240 V 50/60 Hz	LV429387 <input checked="" type="checkbox"/>		LV429407 <input checked="" type="checkbox"/>	
380-415 V 50 Hz	LV429388 <input checked="" type="checkbox"/>		LV429408 <input checked="" type="checkbox"/>	
525 V 50 Hz	LV429389		LV429409	
DC				
12 V	LV429382	2160	LV429402	2830
24 V	LV429390 <input checked="" type="checkbox"/>		LV429410 <input checked="" type="checkbox"/>	
30 V	LV429391		LV429411	
48 V	LV429392		LV429412	
60 V	LV429383		LV429403	
125 V	LV429393		LV429413	
250 V	LV429394		LV429414	

Rotary Handles

Description	100/160/250A Reference	Unit LP [₹]	400/630A Reference	Unit LP [₹]
Direct rotary handle				
Standard black handle	LV429337 <input checked="" type="checkbox"/>	1130	LV432597 <input checked="" type="checkbox"/>	1700
Extended rotary handle				
Standard extended rotary handle	LV429338 <input checked="" type="checkbox"/>	1800	LV432598 <input checked="" type="checkbox"/>	3240

Installation Accessories

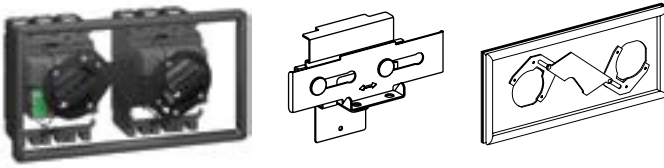
Description	100/160/250A Reference	Unit LP [₹]	400/630A Reference	Unit LP [₹]
Spreaders & Phase Barriers				
Spreaders (Set of 3) 3P	LV431563 <input checked="" type="checkbox"/>	670	32492 <input checked="" type="checkbox"/>	1450
Spreaders (Set of 4) 4P	LV431564 <input checked="" type="checkbox"/>	880	32493 <input checked="" type="checkbox"/>	1850
Phase Barriers (Set of 6)	*		LV432570 <input checked="" type="checkbox"/>	720
Interlocking				
For Breaker with Rotary Handle	LV429369	8390	LV432621	10560
For Breaker with Toggle	LV429354	9085	LV432614	10560
Mechanical Interlocking with Base Plate	29349**	17305	32609**	36460
Locking of Rotary Handle				
Locking Device	LV429344 <input checked="" type="checkbox"/>	520	LV432604 <input checked="" type="checkbox"/>	720
Ronis Keylock (1 Lock + 1 Key set)	41940 <input checked="" type="checkbox"/>	3660	41940 <input checked="" type="checkbox"/>	3660
Ronis Keylock (2 Locks + 1 Key set)	41950 <input checked="" type="checkbox"/>	7060	41950 <input checked="" type="checkbox"/>	7060
Profalux Keylock (1 Lock + 1 Key set)	42888	6180	42888	6180
Profalux Keylock (2 Locks + 1 Key set)	42878	7060	42878	7060

* supplied as standard with spreaders

** Mechanical Interlocking with Base Plate to be ordered with Safety trip interlock (LV429270 for 29349 and LV432520 for 32609)

NORMAL STOCK ITEMS

W.E.F. December 21, 2015



Accessories from 100 - 630A

Manual Source change-over systems

- An additional accessory interlocks two devices with rotary handles to create a source changeover system. Closing of one device is possible only if the second is open.
- This function is compatible with direct or extended rotary handles.
- Up to three padlocks can be used to lock in the OFF or ON position.

Description	Reference	Unit LP [₹]
Mechanical interlocking for circuit breakers		
With toggles 100A to 250A	LV429354	9085
With rotary handles 100A -250A	LV429369	8390
With toggles 400A to 630A	LV432614	10560
With rotary handles 400A to 630A	LV432621	10560

Accessories from 800A

Auxiliary/Alarms contacts

Description	Reference	Unit LP [₹]
Auxiliary Switch 1 C/O	LV580075	1190
Alarm switch 1 c/o	LV580077	1080

Voltage Releases

Description	Shunt Release Reference	Unit MRP [₹]	Undervoltage Reference	Unit LP [₹]
AC				
220-240 V 50/60 Hz	LV580061	2280	LV580071	2860

Rotary Handles

Description	800A Reference	Unit LP [₹]
Extended rotary handle		
Standard extended rotary handle	LV580081 <input checked="" type="checkbox"/>	2000

Unique Modular Ground Fault Protection

Earth Fault Protection for EasyPact CVS/ Compact NSX MCCBs

Modular Device for EasyPact CVS/ Compact NSX Range Moulded Case Circuit Breakers

- Adjustable earth fault sensitivity selection 10 to 60%
- Adjustable time delay Inst/ 0.5 - 3 sec.
- System healthiness check through LED indication
- Individual fault indication for OL/SC, EF when used with Compact NSX & EasyPact CVS (Optional)
- Test facility to check healthiness of earth fault protection system without tripping MCCB
- Suitable for 3P3W & 3P4W electrical distribution network



Protection of electrical distribution network against fire



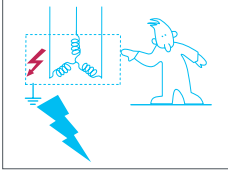
MCCB Frame	Relay Module rated current	3 Ph + 3W Reference	Unit LP [₹]	3 Ph + 4W Reference	Unit LP [₹]
CVS/NSX100	32, 40, 50, 63, 80, 100	GFP11CT13P <input checked="" type="checkbox"/>	5090	GFP11CT14P <input checked="" type="checkbox"/>	5570
CVS/NSX 160 / 250	125, 160, 200, 250	GFP12CT23P <input checked="" type="checkbox"/>	5780	GFP12CT24P <input checked="" type="checkbox"/>	6530
CVS/NSX 400 / 630	400, 630	GFP13CT33P <input checked="" type="checkbox"/>	8730	GFP13CT34P <input checked="" type="checkbox"/>	9530
CVS 800	800	GFP14CT43P	10770	GFP14CT44P	12050

Note: Kindly order one no. Shunt trip coil along with one Ground Fault Protection Module for CVS100 to 630. Order one auxiliary contact alongwith shunt coil for CVS800.

Earth Leakage Protection

Earth Leakage Protection is obtained by: Fitting a VIGI Module on the Circuit Breakers

VIGI Module Earth Leakage Device for EasyPact CVS/ Compact NSX Range Moulded Case Circuit Breakers



Protection of people



VIGI Module



CVS + VIGI



NSX + VIGI

- Compliance with Standards - IEC60947-2 appendix B, IEC 60255-4 and IEC60801-2 to 5 covering protection against nuisance tripping due to:
 - Transient overvoltages, lightning strikes
 - Switching of devices on the distribution system
 - Electrostatic discharges and radio frequency disturbances
- Device can be equipped with multifunction aux contact of MCCB to remotely signal tripping due to earth fault
- Self powered - "no aux supply required"
- Instantaneous tripping at 30mA in less the 40ms for human protection
- Direct acting device - no shunt/UV release required in MCCB

MCCB Frame	Type	Three Pole ⁽¹⁾ Reference	Unit LP [₹]	Four Pole Reference	Unit LP [₹]
CVS/NSX - 100/160	ME	LV429212	11795	LV429213	12735
CVS/NSX - 100/160	MH	LV429210 <input checked="" type="checkbox"/>	15910	LV429211	17585
CVS/NSX - 250	MH	LV431535	18590	LV431536	19000
CVS/NSX - 400/630	MB	LV432455	46040	LV432456	47950

ME Type	MH Type	MB Type
<ul style="list-style-type: none"> • Sensitivity - 300mA (fixed) • Instantaneous time delay • Fixed < 40ms 	<ul style="list-style-type: none"> • Sensitivity - adjustable • 30mA - 300mA-1A-3A-10A • Instantaneous time delay(ms) • 0 - 60 ⁽²⁾ - 150 ⁽²⁾ - 310 ⁽²⁾ 	<ul style="list-style-type: none"> • Sensitivity - adjustable • 300mA-1A-3A-10A -30A • Instantaneous time delay (ms) • 0 - 60 - 150 - 310

(1) Vigi 3P modules may also be used on 3P circuit breaker used for single phase or two phase protection

(2) If the sensitivity is set to 30mA, there is no time delay, whatever the time delay setting

Insulation monitoring module for EasyPact CVS/ Compact NSX Range Moulded Case Circuit Breakers



- Settings: 100 - 200 - 500 - 1000mA
- Indication by Red LED without tripping the circuit breaker
- Option for installing auxiliary contact for remote indication/tripping

Description	Three Pole Reference	Unit LP [₹]	Four Pole Reference	Unit LP [₹]
CVS/NSX 100- 250A				
220 to 440V AC	LV429459	14440	LV429460	15520
Connection for a 4P insulation monitoring module on a 3P breaker	-	-	LV429214	5955
CVS/NSX 400- 630A				
220 to 440V AC	LV432659	22870	LV432660	25530
Connection for a 4P insulation monitoring module on a 3P breaker	-	-	LV432457	16825

EasyPact NKS

AC MCCB

Moulded Case Circuit Breakers for Distribution Network

Fixed Thermal Magnetic Trip Unit (TMD)

- Conforms to IEC60947-2

Breaking Capacity Icu as per IEC60947-2	Rated Current	Reference	Unit MRP [₹]
10kA	15	NKS100R015AC3P	1650
	20	NKS100R020AC3P	1650
	25	NKS100R025AC3P	1650
	32	NKS100R032AC3P	1650
	40	NKS100R040AC3P	1650
	50	NKS100R050AC3P	1650
	63	NKS100R063AC3P	1650
	75	NKS100R075AC3P	1650
	100	NKS100R100AC3P	1650
	110	NKS160R110AC3P	3900
	125	NKS160R125AC3P	3900
	140	NKS160R140AC3P	4030
	150	NKS160R150AC3P	4030
	160	NKS160R160AC3P	4030
	175	NKS200R175AC3P	5300
	200	NKS200R200AC3P	5300

Description	EasyPact NKS100	Unit LP [₹]	EasyPact NKS 125A to 200	Unit LP [₹]
Auxiliary contacts (changeover) Multifunction				
Auxiliary Switch 1 C/O	EZAUX10	760	AX1CT1L	740
Alarm Switch 1 C/O	EZAUX01	760	AL1CT1NR	825
Alarm - Auxiliary Switch	EZAUX11	1135		
Spreaders				
Spreaders *(Set Of 3) 3P	EZASPDR3P	310	NKSP13	275
Phase Barriers				
	EZAFASB2	190	-	-
Rotary Handle				
Direct Rotary handle	EZAROTDS	1075	-	-
Extended Rotary handle	EZAROTE	1630	NDHOMT1	1125
Shunt Release				
AC				
100-130 V	EZASHT100AC	1630	-	-
200-277 V	EZASHT200AC	1630	SHT240ACT1L	670
380-480 V	EZASHT380AC	1630	-	-
440 V	-	-	-	-
DC				
24 V	EZASHT024DC	1630	-	-
48 V	EZASHT024DC	1630	-	-
110 V	EZASHT048DC	1630	-	-
220 V	-	-	-	-
AC				
UVR 200-240VAC	On Request		-	-
220 V	-	-	UVT220/240ACT1	1240

Note:

- Contact nearest sales office for other accessories

Simpact NKS DC

• Fixed Thermal Magnetic Settings

Breaking Capacity Icu as per IEC 60947-2	Rated Current	One Pole Reference	Unit MRP [₹]
5 kA 125VDC L/R = 10ms	10A	NKS100R010DC1P	1410
	15A	NKS100R015DC1P	
	20A	NKS100R020DC1P	
	30A	NKS100R030DC1P	
	40A	NKS100R040DC1P	
	50A	NKS100R050DC1P	
	60A	NKS100R060DC1P	
	75A	NKS100R075DC1P	
100A	NKS100R100DC1P		

• Fixed Thermal Magnetic Settings

Breaking Capacity Icu as per IEC 60947-2	Rated Current	Two Pole Reference*	Unit MRP [₹]	Three Pole Reference	Unit MRP [₹]
10 kA 250VDC L/R = 10ms	10A	NKS100R010DC2P	4230	NKS100R010DC3P	4790
	15A	NKS100R015DC2P		NKS100R015DC3P	
	20A	NKS100R020DC2P		NKS100R020DC3P	
	25A	NKS100R025DC2P		NKS100R025DC3P	
	30A	NKS100R030DC2P		NKS100R030DC3P	
	40A	NKS100R040DC2P		NKS100R040DC3P	
	50A	NKS100R050DC2P		NKS100R050DC3P	
	60A	NKS100R060DC2P		NKS100R060DC3P	
	75A	NKS100R075DC2P	NKS100R075DC3P		
	100A	NKS100R100DC2P	NKS100R100DC3P		
	110A	NKS160R110DC2P	NKS160R110DC3P	7910	8670
	125A	NKS160R125DC2P	NKS160R125DC3P		
	140A	NKS160R140DC2P	NKS160R140DC3P		
	150A	NKS160R150DC2P	NKS160R150DC3P		
	160A	NKS160R160DC2P	NKS160R160DC3P	8160	9380
	175A	NKS200R175DC2P	NKS200R175DC3P		
200A	NKS200R200DC2P	NKS200R200DC3P			

Note: *2 Pole MCCB shall be in 3P dimensions.

Spreaders are supplied as standard only with NKS200R for lower ratings consider spreader prices extra

Simpact NKS DC Accessories

Voltage	Reference	Unit LP [₹]
Shunt Release		
AC		
240 V	SHT240ACT1L	670
Under Voltage Release		
AC		
220 V	UVT220/240ACT1 <input checked="" type="checkbox"/>	1240

Description	Reference	Unit LP [₹]
Auxiliary contacts (changeover)		
Auxiliary Switch 1 C/O	AX1CT1L	740
Alarm Switch 1 C/O	AL1CT1NR	825
rotary handles		
Standard extended rotary handle	NDHOMT1	1125
Spreaders		
Spreaders (Set of 3) 3P	NKSP13 <input checked="" type="checkbox"/>	275

- Complete Range from 32 to 630A in TP, TP+N & FP version suitable for DIN/BS fuses.
- 4 breaks and 8 arcing points
- IP20 Fuse Protection Cover is standard
- Higher Mechanical and Electrical life.

Without Enclosure

Rated Operational Current	Poles Description	DIN Type Reference	Unit LP [₹]	BS Type Reference	Unit LP [₹]
32 A	3P + N	NX032TPNDI <input checked="" type="checkbox"/>	2250	NX032TPNBS <input checked="" type="checkbox"/>	2230
63 A	3P + N	NX063TPNDI <input checked="" type="checkbox"/>	2970	NX063TPNBS <input checked="" type="checkbox"/>	2940
80 A	3P + N	NX080TPNDI	5620	NX080TPNBS	5350
100 A	3P	NX100TPXDI	6210		
	3P + N	NX100TPNDI <input checked="" type="checkbox"/>	6450	NX100TPNBS	6390
	4P	NX100FPXDI	6700		
125 A	3P	NX125TPXDI <input checked="" type="checkbox"/>	7240		
	3P + N	NX125TPNDI <input checked="" type="checkbox"/>	7900	NX125TPNBS <input checked="" type="checkbox"/>	7820
160 A	4P	NX125FPXDI	8890		
	3P	NX160TPXDI	7980		
200 A	3P + N	NX160TPNDI <input checked="" type="checkbox"/>	8620	NX160TPNBS <input checked="" type="checkbox"/>	8120
	4P	NX160FPXDI	9930		
250 A	3P	NX200TPXDI	10560		
	3P + N	NX200TPNDI <input checked="" type="checkbox"/>	11070	NX200TPNBS	9740
315 A	4P	NX200FPXDI	12380		
	3P	NX250TPXDI	12940		
400 A	3P + N	NX250TPNDI <input checked="" type="checkbox"/>	13320	NX250TPNBS <input checked="" type="checkbox"/>	12790
	4P	NX250FPXDI	15680		
630 A	3P	NX315TPXDI	16260		
	3P + N	NX315TPNDI <input checked="" type="checkbox"/>	16500	NX315TPNBS	16240
400 A	4P	NX315FPXDI	18290		
	3P	NX400TPXDI	21740		
630 A	3P + N	NX400TPNDI <input checked="" type="checkbox"/>	22550	NX400TPNBS	21310
	4P	NX400FPXDI	27180		
630 A	3P	NX630TPXDI	32090		
	3P + N	NX630TPNDI <input checked="" type="checkbox"/>	32800	NX630TPNBS	32480
	4P	NX630FPXDI	36600		

Accessories/Spares

Description	Reference	Unit LP [₹]
NX032/NX063/NX080		
Auxiliary contact for Fupact	NXAA11 <input checked="" type="checkbox"/>	460
Fuse holder for DIN NX032...NX080	NXHD1	200
Handle operating mechanism (HOM) NX032...NX080	NXR1	390
HOM shaft for NX/32/63/80	NXRS1	210
NX100/NX125/NX160		
Auxiliary contact for Fupact	NXBA11 <input checked="" type="checkbox"/>	540
Fuse holder DIN for BS type NX100...NX160	NXHB21	180
Fuse holder DIN for NX100...NX160	NXHD21	200
Handle operating mechanism NX100...NX160	NXR2 <input checked="" type="checkbox"/>	780
Shaft for HOM for NX100...NX160	NXRS2	210
NX200		
Auxiliary contact for Fupact	NXBA11 <input checked="" type="checkbox"/>	540
Fuse holder for BS type NX200	NXHB22	190
Fuse holder for DIN NX200	NXHD22	230
Handle operating mechanism NX200	NXR2 <input checked="" type="checkbox"/>	780
Shaft for HOM for NX200	NXRS2A	270
NX250/315/400		
Auxiliary contact for Fupact	NXBA11 <input checked="" type="checkbox"/>	540
Handle operating mechanism for NX250...NX400	NXR3	820
Shaft for HOM for NX250...NX400	NXRS3	270
NX250/315/400		
Auxiliary contact for Fupact	NXBA11 <input checked="" type="checkbox"/>	540
Handle operating mechanism for NX630	NXR4	875
Shaft for HOM for NX630	NXRS4	270

Note: For other versions please contact our nearest Sales Office.

NORMAL STOCK ITEMS

Other Fusegear offer

Fusegear range from 32 to 1250 A



FupactISFT from 100to 630A

Fupacy ISFT fuse-switch disconnectors are particularly suited for:

- Secondary distribution circuits,
- Powering and control of industrial motors as local isolation device.

FupactISFL from 160to 1250A

Fupacy ISFL vertical fuse-switch disconnectors are mainly intended for:

- Main power distribution switchboards
- Public power distribution for power supply companies.

Type 2 Co-ordination Table With Fuse

EasyPact TVS DOL (Type 2 Co-ordination with Fuse)

- Standard: IEC 60947-4-1
- Fuses: Cooper Bussmann
- Iq (A): 50KA
- Ue: 415Vac / 50Hz
- Contactor Coil: Type M5 (220 Vac/ 50 Hz)

Motor Output		FLC		SDF (NX Range)		Contactor		Thermal Overload Relay	
KW	HP	I(A)	Type	Fuse Type	Fuse Rating (A)	Type	AC3 (A)	Type	Range (A)
0.37	0.5	1	NX32	6NHG000B	6	LC1E09	9	LRE06	1.0 - 1.6
0.55	0.75	1.5	NX32	6NHG000B	6	LC1E09	9	LRE06	1.0 - 1.6
0.75	1	2	NX32	6NHG000B	6	LC1E09	9	LRE07	1.6 - 2.5
1.5	2	3.5	NX32	16NHG000B	16	LC1E09	9	LRE08	2.5 - 4.0
2.2	3	5	NX32	16NHG000B	16	LC1E09	9	LRE10	4.0 - 6.0
3	4	6.8	NX32	20NHG000B	20	LC1E09	9	LRE12	5.5 - 8.0
4	5.5	8.4	NX32	20NHG000B	20	LC1E09	9	LRE14	7.0 - 10
5.5	7.5	11.2	NX32	25NHG000B	25	LC1E12	12	LRE16	9.0 - 13
7.5	10	14	NX63	40NHG000B	40	LC1E18	25	LRE21	12.0 - 18
9	12	18	NX63	50NHG000B	50	LC1E25	25	LRE22	16 - 24
11	15	21	NX63	50NHG000B	50	LC1E32	32	LRE22	16 - 24
15	20	28.5	NX63	63NHG000B	63	LC1E32	40	LRE32	23 - 32
18.5	25	34	NX80	80NHG000B	80	LC1E40	40	LRE355	30 - 40
22	30	42	NX80	80NHG000B	80	LC1E50	50	LRE357	37 - 50
30	40	57	NX100	100NHG000B	100	LC1E65	65	LRE359	48 - 65
37	50	70	NX125	125NHG000B	125	LC1E80	80	LRE363	63 - 80
45	60	81	NX160	160NHG000B	160	LC1E95	95	LRE365	80 - 104
56	75	100	NX160	160NHG000B	160	LC1E120	115	LRE482	84 - 135
80	107	138	NX250	250NHG1B	250	LC1E160	150	LRE483	124 - 198
90	120	165	NX250	250NHG1B	250	LC1E160	160	LRE483	124 - 198
100	135	182	NX315	315NHG2B	315	LC1E200	200	LRE483	124 - 198
110	150	196	NX315	315NHG2B	315	LC1E200	200	LRE483	124 - 198
132	177	240	NX400	355NHG2B	355	LC1E250	250	LRE485	174 - 279
160	215	285	NX400	400NHG2B	400	LC1E300	300	LRE486	208 - 333

EasyPact TVS Star Delta (Type 2 Co-ordination with Fuse)

- Standard: IEC 60947-4-1
- Fuses: Cooper Bussmann
- Iq (A): 50KA
- Ue: 415Vac / 50Hz
- Contactor Coil: Type M5 (220 Vac/ 50 Hz)

Motor Output		FLC		SDF (NX Range)		Contactor		Thermal Overload Relay				
KW	HP	I Line (A)	I phase (A)	Type	Fuse Type	Fuse Rating (A)	Star Contactor	AC3- A	Main / Delta Contactor	AC3- A	Type	Range (A)
1.5	2	4	2.3	NX32	10NHC00G	10	LC1E09	9	LC1E09	9	LRE07	1.6-2.5
2.2	3	5	3	NX32	16NHC00G	16	LC1E09	9	LC1E09	9	LRE08	2.5-4
3	4	7	4	NX32	16NHC00G	16	LC1E09	9	LC1E09	9	LRE08	2.5-4
4	5.3	9	5	NX32	20NHC00G	20	LC1E09	9	LC1E09	9	LRE10	4-6
5.5	7.5	10	6	NX32	20NHC00G	20	LC1E09	9	LC1E09	9	LRE12	5.5-8
7.5	10	16	9	NX32	32NHC00G	32	LC1E09	9	LC1E09	9	LRE14	7-10
9	12	17	10	NX32	32NHC00G	32	LC1E09	9	LC1E12	9	LRE14	7-10
11	15	21	12	NX63	50NHC00G	50	LC1E12	12	LC1E12	12	LRE16	9-13
15	20	28	16	NX63	63NHC00G	63	LC1E18	18	LC1E18	18	LRE21	12-18
22	30	42	24	NX80	80NHC00G	80	LC1E25	25	LC1E25	25	LRE32	23-32
30	40	57	33	NX125	100NHG00B	100	LC1E40	40	LC1E40	40	LRE355	30-40
45	60	81	47	NX125	125NHG00B	125	LC1E40	40	LC1E50	50	LRE357	37-50
55	75	100	58	NX125	125NHG00B	125	LC1E40	40	LC1E65	65	LRE359	48-65
80	107	139	80	NX200	200NHG1B	200	LC1E80	80	LC1E80	80	LRE363	63-80
110	150	196	113	NX315	315NHG2B	315	LC1E300	300	LC1E300	300	LRE482	84~135
160	215	286	165	NX400	355NHG2B	355	LC1E300	300	LC1E300	300	LRE483	124~198

Type 2 Co-ordination Table Fuseless (DOL Starter)

- Standard : IEC 60947-4-1
- Short Circuit Protection Device type: MCCB
- Performance «Iq» (kA) : 50kA
- Operational Voltage (Ue) : 415VAC / 50Hz

Motor rating kW	FLC I(A) 415V	Ie max	Circuit Breaker Type	Rated current (A)	Setting	I _{rm} (A)	Contactur Type	Thermal Relay Type	Thermal range I _{rth}	I _q kA	I _r kA
0.37	1.1	1.6	CVS100-MA	2.5	6..13	22.5	LC1E09	LRE06 ⁽³⁾	1..1.6	50	1
0.55	1.5	1.6	CVS100-MA	2.5	6..14	32.5	LC1E09	LRE06 ⁽³⁾	1..1.6	50	1
0.75	1.8	2.5	CVS100-MA	2.5	6..14	32.5	LC1E09	LRE07 ⁽³⁾	1.6..2.5	50	1
1.1	2.6	4	CVS100-MA	6.3	6..14	57	LC1E32	LRE08 ⁽³⁾	2.5..4	50	1
1.5	3.4	4	CVS100-MA	6.3	6..14	57	LC1E32	LRE08 ⁽³⁾	2.5..4	50	1
2.2	4.8	6	CVS100-MA	6.3	6..14	82	LC1E32	LRE10 ⁽³⁾	4..6	50	1
3	6.5	8	CVS100-MA	12.5	6..14	113	LC1E80	LRE12 ⁽¹⁾⁽³⁾	5.5..8	50	1
4	8.2	10	CVS100-MA	12.5	6..14	138	LC1E80	LRE14 ⁽¹⁾⁽³⁾	7 ..10	50	1
5.5	11	12.5	CVS100-MA	12.5	6..14	163	LC1E80	LRE16 ⁽¹⁾⁽³⁾	9..13	50	1
7.5	14	18	CVS100-MA	25	6..14	250	LC1E80	LRE21 ⁽¹⁾⁽³⁾	12..18	50	3
10	19	25	CVS100-MA	25	6..14	325	LC1E80	LRE322 ⁽²⁾⁽³⁾	17..25	50	3
11	21	25	CVS100-MA	25	6..14	325	LC1E80	LRE322 ⁽²⁾⁽³⁾	17..25	50	3
15	28	32	CVS100-MA	50	6..14	450	LC1E80	LRE353 ⁽²⁾⁽³⁾	23..32	50	3
18.5	34	40	CVS100-MA	50	6..14	550	LC1E80	LRE355 ⁽²⁾⁽³⁾	30..40	50	3
22	40	50	CVS100-MA	50	6..14	650	LC1E80	LRE357 ⁽²⁾	37..50	50	3
30	55	63	CVS100-MA	100	6..14	900	LC1E120	LRE480	51..81	50	3
37	66	100	CVS100-MA	100	6..14	1100	LC1E120	LRE481	62..99	50	5
45	80	100	CVS100-MA	100	6..14	1300	LC1E120	LRE481	62..99	50	5
55	100	135	CVS160-MA	150	9..14	1500	LC1E160	LRE482	84..135	50	5
75	135	150	CVS160-MA	150	9..14	1950	LC1E160	LRE483	124..198	50	10
90	160	185	CVS250-MA	220	9..14	2420	LC1E300	LRE484	146..234	50	10
110	200	220	CVS250-MA	220	9..14	2860	LC1E300	LRE484	146..234	50	10
132	230	265	CVS400-MA	320	6..13	3500	LC1E300	LRE485	174..279	50	10
160	270	315	CVS400-MA	320	6..13	4160	LC1E300	LRE486	208..333	50	10
200	361	400	CVS630-MA	500	6..13	5700	LC1F500	LR9-F73 79	300..500	50	18
220	380	500	CVS630-MA	500	6..13	6500	LC1F500	LR9-F73 79	300..500	50	18
250	430	500	CVS630-MA	500	6..13	6500	LC1F500	LR9-F73 79	300..500	50	18

- (1) Separate mounting with LAEB1 terminal block
 (2) Separate mounting with LAEB3 terminal block
 (3) Type 1 for O/L relay

EasyPact SPS

Standard Protection System for
your electrical distribution network



Schneider Electric Global specialist in the field of ACBs and MCCBs, introduces EasyPact SPS range of ACBs

- Single Frame size from 800-1600A
- ASIC Based Microprocessor trip unit with OL, SC & EF protection features, which offer fastest short circuit tripping time in its class
- 25 ms Short circuit tripping time ensure low let through energy increase the longevity of an electrical distribution network, cables and equipment
- Offer highest standards of safety for operator as well as Electrical distribution network
- Pollution category –III along with modular technology ensure high operating cycles without maintenance
- Simple to choose and easy to install



- All EasyPact SPS Air Circuit Breakers are equipped with terminal adaptors
- Conforms to IS/ IEC 60947-2 & 3
- Microprocessor based ET trip systems with thermal memory
- Fully rated neutral with inbuilt protection
- ET6L provides Overload, Short-circuit, Instantaneous & Earth-fault protections
- ET2B provides Overload & Short-circuit protections
- Short circuit breaking capacity 50kA @ 440V AC

Draw-out Type circuit breaker with Microprocessor based ET6G Trip Unit

Rating In (A)	3P Draw-Out Manual Reference	Unit LP [₹]	3P Draw-Out Electrical Reference	Unit LP [₹]	4P Draw-Out Manual Reference	Unit LP [₹]	4P Draw-Out Electrical Reference	Unit LP [₹]
800	SPS08F3PMW6L	136480	SPS08F3PEW6L	176480	SPS08F4PMW6L	171160	SPS08F4PEW6L	211160
1000	SPS10F3PMW6L	143000	SPS10F3PEW6L	183000	SPS10F4PMW6L	181050	SPS10F4PEW6L	221050
1250	SPS12F3PMW6L	159940	SPS12F3PEW6L	199940	SPS12F4PMW6L	204000	SPS12F4PEW6L	244000
1600	SPS16F3PMW6L	180440	SPS16F3PEW6L	220440	SPS16F4PMW6L	230930	SPS16F4PEW6L	270930

Draw-out Type circuit breaker with Microprocessor based ET2B Trip Unit

Rating In (A)	3P Draw-Out Manual Reference	Unit LP [₹]	3P Draw-Out Electrical Reference	Unit LP [₹]	4P Draw-Out Manual Reference	Unit LP [₹]	4P Draw-Out Electrical Reference	Unit LP [₹]
800	SPS08F3PMW2B	134480	SPS08F3PEW2B	174480	SPS08F4PMW2B	169160	SPS08F4PEW2B	209160
1000	SPS10F3PMW2B	141000	SPS10F3PEW2B	181000	SPS10F4PMW2B	179050	SPS10F4PEW2B	219050
1250	SPS12F3PMW2B	157940	SPS12F3PEW2B	197940	SPS12F4PMW2B	202000	SPS12F4PEW2B	242000
1600	SPS16F3PMW2B	178440	SPS16F3PEW2B	218440	SPS16F4PMW2B	228930	SPS16F4PEW2B	268930

Draw-out Type switch disconnector without protection

Rating In (A)	3P Draw-Out Manual Reference	Unit LP [₹]	3P Draw-Out Electrical Reference	Unit LP [₹]	4P Draw-Out Manual Reference	Unit LP [₹]	4P Draw-Out Electrical Reference	Unit LP [₹]
800	SPS08F3PMW0D	121080	SPS08F3PEW0D	161080	SPS08F4PMW0D	155760	SPS08F4PEW0D	195760
1000	SPS10F3PMW0D	127600	SPS10F3PEW0D	167600	SPS10F4PMW0D	165650	SPS10F4PEW0D	205650
1250	SPS12F3PMW0D	144540	SPS12F3PEW0D	184540	SPS12F4PMW0D	188600	SPS12F4PEW0D	228600
1600	SPS16F3PMW0D	165040	SPS16F3PEW0D	205040	SPS16F4PMW0D	215530	SPS16F4PEW0D	255530

Note:

All draw-out type circuit breakers will be supplied with:

- Vertical-vertical terminations.
- 1 No. Electrical fault indication Contact (SDE).
- 1 No. Auxiliary contact block (OF) with 2 C/O contacts.
- Safety shutters on Chassis & door sealing frame- Escutcheon (CDP).

- All switch disconnectors are without protection
- All electrical operated breakers are supplied with motor mechanism (MCH), closing coil (XF) and shunt release (MX).
- External Neutral CT required for highly un-balanced TP-N system has to be ordered at extra price.
- Any other accessories are optional at extra price.





- All EasyPact SPS Air Circuit Breakers are equipped with terminal adaptors
- Conforms to IS/ IEC 60947-2 & 3
- Microprocessor based ET trip systems with thermal memory
- Fully rated neutral with inbuilt protection
- ET6L provides Overload, Short-circuit, Instantaneous & Earth-fault protections
- ET2B provides Overload & Short-circuit protections
- Short circuit breaking capacity 50kA @ 440V AC

Fixed Type circuit breaker with Microprocessor based ET6G Trip Unit

Rating In (A)	3P Fixed Manual Reference	Ref.	Unit LP [₹]	3P Fixed Electrical Reference	Unit LP [₹]	4P Fixed Manual Reference	Unit LP [₹]	4P Fixed Electrical Reference	Unit LP [₹]
800	SPS08F3PMF6L		104840	SPS08F3PEF6L	144840	SPS08F4PMF6L	127460	SPS08F4PEF6L	167460
1000	SPS10F3PMF6L		110390	SPS10F3PEF6L	150390	SPS10F4PMF6L	136860	SPS10F4PEF6L	176860
1250	SPS12F3PMF6L		127260	SPS12F3PEF6L	167260	SPS12F4PMF6L	158770	SPS12F4PEF6L	198770
1600	SPS16F3PMF6L		147360	SPS16F3PEF6L	187360	SPS16F4PMF6L	181500	SPS16F4PEF6L	221500

Fixed Type circuit breaker with Microprocessor based ET2B Trip Unit

Rating In (A)	3P Fixed Manual Reference	Ref.	Unit LP [₹]	3P Fixed Electrical Reference	Unit LP [₹]	4P Fixed Manual Reference	Unit LP [₹]	4P Fixed Electrical Reference	Unit LP [₹]
800	SPS08F3PMF2B		102840	SPS08F3PEF2B	142840	SPS08F4PMF2B	125460	SPS08F4PEF2B	165460
1000	SPS10F3PMF2B		108390	SPS10F3PEF2B	148390	SPS10F4PMF2B	134860	SPS10F4PEF2B	174860
1250	SPS12F3PMF2B		125260	SPS12F3PEF2B	165260	SPS12F4PMF2B	156770	SPS12F4PEF2B	196770
1600	SPS16F3PMF2B		145360	SPS16F3PEF2B	185360	SPS16F4PMF2B	179500	SPS16F4PEF2B	219500

Fixed Type switch disconnector without protection

Rating In (A)	3P Fixed Manual Reference	Ref.	Unit LP [₹]	3P Fixed Electrical Reference	Unit LP [₹]	4P Fixed Manual Reference	Unit LP [₹]	4P Fixed Electrical Reference	Unit LP [₹]
800	SPS08F3PMF0D		89440	SPS08F3PEF0D	129440	SPS08F4PMF0D	112060	SPS08F4PEF0D	152060
1000	SPS10F3PMF0D		94990	SPS10F3PEF0D	134990	SPS10F4PMF0D	121460	SPS10F4PEF0D	161460
1250	SPS12F3PMF0D		111860	SPS12F3PEF0D	151860	SPS12F4PMF0D	143370	SPS12F4PEF0D	183370
1600	SPS16F3PMF0D		131960	SPS16F3PEF0D	171960	SPS16F4PMF0D	166100	SPS16F4PEF0D	206100

Note: All Fixed type circuit breakers will be supplied with: (i) Vertical-vertical terminations. (ii) 1 No. Electrical fault indication Contact (SDE). (iii) 1 No. Auxiliary contact block (OF) with 2 C/O contacts.

All switch disconnectors are without protection. All electrical operated breakers are supplied with motor mechanism (MCH), closing coil (XF) and shunt release (MX). External Neutral CT required for highly un-balanced TP-N system has to be ordered at extra price. Any other accessories are optional at extra price.

Accessories

Description	Rated operational voltage	Reference	Unit LP [₹]
Gear Motor (MCH)			
AC 50/60 Hz	100/130 V	33176	37500
	200/240 V	33177	
	277/415 V	33179	
DC	24/30 V	33185	
	48/60 V	33186	
	100/125 V	33187	
	200/250 V	33188	
Terminal Block			
For Fixed circuit breaker		47074	200
For Drawout circuit breaker		33098	215
ON/OFF Indication contacts (OF) 1Part			
Changeover contact 6A	240V	47076	1100
Ready to close contact			
Changeover contact 5A	240V	47080	2600
Door interlock (VPECD)/1 part			
Right side of chassis		33172	2300

EasyPact MVS

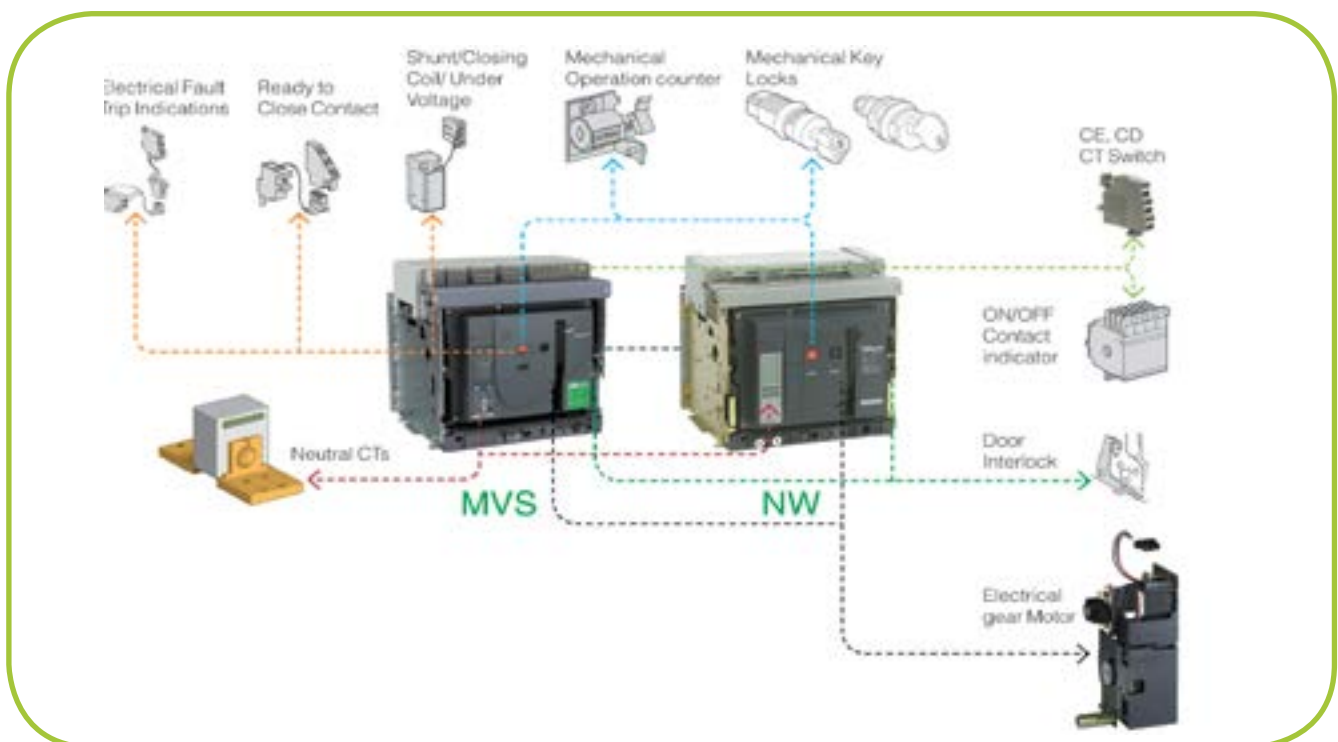


EasyPact MVS with

- Single Frame for 800A to 4000A
- Fixed, Draw out type
- Entire Range $I_{cu}=I_{cs}=I_{cw}=50kA$ for 1sec @440V.
- Suitability for applications up to 690 V
- Trip Units with built in Current and Voltage metering
- Same accessories of MasterPact NW
- Flexible terminal orientation enables horizontal or vertical alignment changes in the field*



NW & MVS Share the same footprint of Masterpact Value System



*Not possible for 4000A

EasyPact MVS

Selection Guide

Range	Current Rating	Type	Pole	Operating Mechanism	Installation	Protection No.	Type	
EasyPact MVS (from 800 to 4000A) Icu=Ics=Icw= 50kA								
MVS	08 10 12 16 20 25 32 40	N	3 4	M N O P Q R S T	F W	2 5 6 0	L A V D	
3	2	1	1	1	1	1	1	Digits used
<p>Type</p> <ul style="list-style-type: none"> L Basic Protection A Protection+ current metering V Protection+ voltage metering D Switch Disconnecter 								
<p>Protection No.</p> <ul style="list-style-type: none"> 2 LI Protection 5 LSI Protection 6 LSIG Protection 0 No protection for switch disconnecter 								
<p>Type of Installation</p> <ul style="list-style-type: none"> F Fixed W Withdrawable/ drawout 								
<p>Operating Mechanism</p> <ul style="list-style-type: none"> M Manually Operated ACB/ SD N Electrical 200/240 VAC MCH + XF + MX O Electrical 110/130 VAC MCH + XF + MX P Electrical 380/415 VAC MCH + XF + MX Q Electrical 200/250 VDC MCH + XF + MX R Electrical 100/125 VDC MCH + XF + MX S Electrical 48/60 VDC MCH + XF + MX T Electrical 24/30 VDC MCH + XF + MX 								
<p>Number of Poles</p> <ul style="list-style-type: none"> 3 3 Poles 4 4 Poles 								
<p>Type based on breaking capacity</p> <ul style="list-style-type: none"> N Circuit breaker/ switch disconnecter Icu=Ics=Icw (1sec)= 50kA 								
<p>Current Rating</p> <ul style="list-style-type: none"> 08 800A 10 1000A 12 1250A 16 1600A 20 2000A 25 2500A 32 3200A 40 4000A 								

Example 1: MVS32N4NW6L

MVS	32	N	4	N	W	6	L
EasyPact MVS	3200A	50kA	4 Pole	Electrical operated	Withdrawable type	LSIG Protection	Basic trip unit with LED indications

Note: In case of different coil voltages of MCH, XF, MX. Kindly contact our nearest sales office.

ET/ETA/ETV Trip System



A step towards intelligent Electrical Distribution Network



		ET Trip Unit	ETA Trip Unit	ETV Trip Unit
Features	Current Metering		●	●
	Voltage Metering			●
	ZSI	●	●	●
	% Loading Bar Graph for each phase	●	●	●
	Thermal Memory	●	●	●
	Last 10 Trip History			●
Protection	2 (L, I)	2L	2A	2V
	6 (L,S,I,G)	6G	6A	6V



Additional information provided by ETV range of trip units

- Demand Current
- Demand current maximeters
- Phase to phase voltages
- Phase to neutral voltages
- Average voltage
- Voltage unbalance
- Trip History



- Conforms to IS/ IEC 60947-2 & 3
- Microprocessor based ET trip systems with thermal memory
- No derating up to 50°C
- Zone Selective Interlocking
- Fully rated neutral with inbuilt protection
- Pre trip alarm & individual fault indicating LEDs
- ET6L provides Overload, Short-circuit, Instantaneous & Earth-fault protections
- ET2L provides Overload & Short-circuit protections
- $I_{cu}=I_{cs}=I_{cw}(1\text{sec}) = 50\text{kA @ } 440\text{V AC}$

Draw-out Type circuit breaker with Microprocessor based ET6G Trip Unit (without display)

Rating In (A)	3P Draw-Out Manual Reference	Unit LP [₹]	3P Draw-Out Electrical Reference	Unit LP [₹]	4P Draw-Out Manual Reference	Unit LP [₹]	4P Draw-Out Electrical Reference	Unit LP [₹]
800	MVS08N3MW6L	175510	MVS08N3NW6L	221510	MVS08N4MW6L	219440	MVS08N4NW6L	265440
1000	MVS10N3MW6L	189900	MVS10N3NW6L	235900	MVS10N4MW6L	237720	MVS10N4NW6L	283720
1250	MVS12N3MW6L	211460	MVS12N3NW6L	257460	MVS12N4MW6L	258130	MVS12N4NW6L	304130
1600	MVS16N3MW6L	235620	MVS16N3NW6L	281620	MVS16N4MW6L	293250	MVS16N4NW6L	339250
2000	MVS20N3MW6L	281960	MVS20N3NW6L	327960	MVS20N4MW6L	346270	MVS20N4NW6L	392270
2500	MVS25N3MW6L	348600	MVS25N3NW6L	394600	MVS25N4MW6L	423590	MVS25N4NW6L	469590
3200	MVS32N3MW6L	435070	MVS32N3NW6L	481070	MVS32N4MW6L	533460	MVS32N4NW6L	579460
4000	MVS40N3MW6L	532120	MVS40N3NW6L	578120	MVS40N4MW6L	662180	MVS40N4NW6L	708180

Draw-out Type circuit breaker with Microprocessor based ET2L Trip Unit (without display)

Rating In (A)	3P Draw-Out Manual Reference	Unit LP [₹]	3P Draw-Out Electrical Reference	Unit LP [₹]	4P Draw-Out Manual Reference	Unit LP [₹]	4P Draw-Out Electrical Reference	Unit LP [₹]
800	MVS08N3MW2L	164510	MVS08N3NW2L	210510	MVS08N4MW2L	208440	MVS08N4NW2L	254440
1000	MVS10N3MW2L	178900	MVS10N3NW2L	224900	MVS10N4MW2L	226720	MVS10N4NW2L	272720
1250	MVS12N3MW2L	200460	MVS12N3NW2L	246460	MVS12N4MW2L	247130	MVS12N4NW2L	293130
1600	MVS16N3MW2L	224620	MVS16N3NW2L	270620	MVS16N4MW2L	282250	MVS16N4NW2L	328250
2000	MVS20N3MW2L	270960	MVS20N3NW2L	316960	MVS20N4MW2L	335270	MVS20N4NW2L	381270
2500	MVS25N3MW2L	337600	MVS25N3NW2L	383600	MVS25N4MW2L	412590	MVS25N4NW2L	458590
3200	MVS32N3MW2L	424070	MVS32N3NW2L	470070	MVS32N4MW2L	522460	MVS32N4NW2L	568460
4000	MVS40N3MW2L	521120	MVS40N3NW2L	567120	MVS40N4MW2L	651180	MVS40N4NW2L	697180

Draw-out type switch disconnector without protection

Rating In (A)	3P Draw-Out Manual Reference	Unit LP [₹]	3P Draw-Out Electrical Reference	Unit LP [₹]	4P Draw-Out Manual Reference	Unit LP [₹]	4P Draw-Out Electrical Reference	Unit LP [₹]
800	MVS08N3MW0D	152510	MVS08N3NW0D	198510	MVS08N4MW0D	196440	MVS08N4NW0D	242440
1000	MVS10N3MW0D	166900	MVS10N3NW0D	212900	MVS10N4MW0D	214720	MVS10N4NW0D	260720
1250	MVS12N3MW0D	188460	MVS12N3NW0D	234460	MVS12N4MW0D	235130	MVS12N4NW0D	281130
1600	MVS16N3MW0D	212620	MVS16N3NW0D	258620	MVS16N4MW0D	270250	MVS16N4NW0D	316250
2000	MVS20N3MW0D	258960	MVS20N3NW0D	304960	MVS20N4MW0D	323270	MVS20N4NW0D	369270
2500	MVS25N3MW0D	325600	MVS25N3NW0D	371600	MVS25N4MW0D	400590	MVS25N4NW0D	446590
3200	MVS32N3MW0D	412070	MVS32N3NW0D	458070	MVS32N4MW0D	510460	MVS32N4NW0D	556460
4000	MVS40N3MW0D	509120	MVS40N3NW0D	555120	MVS40N4MW0D	639180	MVS40N4NW0D	685180

Note:

All draw-out type circuit breakers will be supplied with:

- Top and Bottom horizontal terminations.
- 1 No. Electrical fault indication Contact (SDE).
- 1 No. Auxiliary contact block (OF) with 4 C/O contacts.
- Safety shutters on Chassis & door sealing frame- Escutcheon (CDP).

- All electrical operated breakers are supplied with motor mechanism (MCH), closing coil (XF) & shunt release (MX). (Voltage ratings to be specified by customer & duly filled in ACB Order form)
- External Neutral CT required for highly un-balanced TP-N system has to be ordered at extra price.
- Any other accessories are optional at extra price.

Prices:

- The above are list prices & are inclusive of Excise duty.
- CST/ VAT/ Entry tax will be charged extra as applicable.



- Conforms to IS/ IEC 60947-2 & 3
- Microprocessor based ET trip systems with thermal memory
- No derating up to 50°C
- Zone Selective Interlocking
- Fully rated neutral with inbuilt protection
- Pre trip alarm & individual fault indicating LEDs
- ET6A provides Overload, Short-circuit, Instantaneous & Earth-fault protections with current metering
- ET2A provides Overload & Short-circuit protections with current metering
- Icu=Ics=Icw(1sec) = 50kA @ 440V AC

Draw-out Type circuit breaker with Microprocessor based ET6A Trip Unit (with current metering)

Rating In (A)	3P Draw-Out Manual Reference	Unit LP [₹]	3P Draw-Out Electrical Reference	Unit LP [₹]	4P Draw-Out Manual Reference	Unit LP [₹]	4P Draw-Out Electrical Reference	Unit LP [₹]
800	MVS08N3MW6A	184510	MVS08N3NW6A	230510	MVS08N4MW6A	228440	MVS08N4NW6A	274440
1000	MVS10N3MW6A	198900	MVS10N3NW6A	244900	MVS10N4MW6A	246720	MVS10N4NW6A	292720
1250	MVS12N3MW6A	220460	MVS12N3NW6A	266460	MVS12N4MW6A	267130	MVS12N4NW6A	313130
1600	MVS16N3MW6A	244620	MVS16N3NW6A	290620	MVS16N4MW6A	302250	MVS16N4NW6A	348250
2000	MVS20N3MW6A	290960	MVS20N3NW6A	336960	MVS20N4MW6A	355270	MVS20N4NW6A	401270
2500	MVS25N3MW6A	357600	MVS25N3NW6A	403600	MVS25N4MW6A	432590	MVS25N4NW6A	478590
3200	MVS32N3MW6A	444070	MVS32N3NW6A	490070	MVS32N4MW6A	542460	MVS32N4NW6A	588460
4000	MVS40N3MW6A	541120	MVS40N3NW6A	587120	MVS40N4MW6A	671180	MVS40N4NW6A	717180

Draw-out Type circuit breaker with Microprocessor based ET2A Trip Unit (with current metering)

Rating In (A)	3P Draw-Out Manual Reference	Unit LP [₹]	3P Draw-Out Electrical Reference	Unit LP [₹]	4P Draw-Out Manual Reference	Unit LP [₹]	4P Draw-Out Electrical Reference	Unit LP [₹]
800	MVS08N3MW2A	170510	MVS08N3NW2A	216510	MVS08N4MW2A	214440	MVS08N4NW2A	260440
1000	MVS10N3MW2A	184900	MVS10N3NW2A	230900	MVS10N4MW2A	232720	MVS10N4NW2A	278720
1250	MVS12N3MW2A	206460	MVS12N3NW2A	252460	MVS12N4MW2A	253130	MVS12N4NW2A	299130
1600	MVS16N3MW2A	230620	MVS16N3NW2A	276620	MVS16N4MW2A	288250	MVS16N4NW2A	334250
2000	MVS20N3MW2A	276960	MVS20N3NW2A	322960	MVS20N4MW2A	341270	MVS20N4NW2A	387270
2500	MVS25N3MW2A	343600	MVS25N3NW2A	389600	MVS25N4MW2A	418590	MVS25N4NW2A	464590
3200	MVS32N3MW2A	430070	MVS32N3NW2A	476070	MVS32N4MW2A	528460	MVS32N4NW2A	574460
4000	MVS40N3MW2A	527120	MVS40N3NW2A	573120	MVS40N4MW2A	657180	MVS40N4NW2A	703180

Note:

All draw-out type circuit breakers will be supplied with:

- Top and Bottom horizontal terminations.
- 1 No. Electrical fault indication Contact (SDE).
- 1 No. Auxiliary contact block (OF) with 4 C/O contacts.
- Safety shutters on Chassis & door sealing frame- Escutcheon (CDP).

- All electrical operated breakers are supplied with motor mechanism (MCH), closing coil (XF) & shunt release (MX). (Voltage ratings to be specified by customer & duly filled in ACB Order form)
- External Neutral CT required for highly un-balanced TP-N system has to be ordered at extra price.
- Any other accessories are optional at extra price.

Prices:

- The above are list prices & are inclusive of Excise duty.
- CST/ VAT/ Entry tax will be charged extra as applicable.
- For prices of fixed type circuit breakers and switch-disconnector, kindly contact our nearest Sales Office.



- Conforms to IS/ IEC 60947-2 & 3
- Microprocessor based ET trip systems with thermal memory
- No derating up to 50°C
- Zone Selective Interlocking
- Fully rated neutral with inbuilt protection
- Pre trip alarm & individual fault indicating LEDs
- ET6V provides Overload, Short-circuit, Instantaneous & Earth-fault protections with current and voltage metering
- ET2V provides Overload & Short-circuit protections with current voltage metering
- $I_{cu}=I_{cs}=I_{cw}(1\text{sec}) = 50\text{kA} @ 440\text{V AC}$

Draw-out Type circuit breaker with Microprocessor based ET6V Trip Unit (with voltage metering)

Rating In (A)	3P Draw-Out Manual Reference	Unit LP [₹]	3P Draw-Out Electrical Reference	Unit LP [₹]	4P Draw-Out Manual Reference	Unit LP [₹]	4P Draw-Out Electrical Reference	Unit LP [₹]
800	MVS08N3MW6V	195510	MVS08N3NW6V	241510	MVS08N4MW6V	239440	MVS08N4NW6V	285440
1000	MVS10N3MW6V	209900	MVS10N3NW6V	255900	MVS10N4MW6V	257720	MVS10N4NW6V	303720
1250	MVS12N3MW6V	231460	MVS12N3NW6V	277460	MVS12N4MW6V	278130	MVS12N4NW6V	324130
1600	MVS16N3MW6V	255620	MVS16N3NW6V	301620	MVS16N4MW6V	313250	MVS16N4NW6V	359250
2000	MVS20N3MW6V	301960	MVS20N3NW6V	347960	MVS20N4MW6V	366270	MVS20N4NW6V	412270
2500	MVS25N3MW6V	368600	MVS25N3NW6V	414600	MVS25N4MW6V	443590	MVS25N4NW6V	489590
3200	MVS32N3MW6V	455070	MVS32N3NW6V	501070	MVS32N4MW6V	553460	MVS32N4NW6V	599460
4000	MVS40N3MW6V	552120	MVS40N3NW6V	598120	MVS40N4MW6V	682180	MVS40N4NW6V	728180

Draw-out Type circuit breaker with Microprocessor based ET2V Trip Unit (with voltage metering)

Rating In (A)	3P Draw-Out Manual Reference	Unit LP [₹]	3P Draw-Out Electrical Reference	Unit LP [₹]	4P Draw-Out Manual Reference	Unit LP [₹]	4P Draw-Out Electrical Reference	Unit LP [₹]
800	MVS08N3MW2V	179510	MVS08N3NW2V	225510	MVS08N4MW2V	223440	MVS08N4NW2V	269440
1000	MVS10N3MW2V	193900	MVS10N3NW2V	239900	MVS10N4MW2V	241720	MVS10N4NW2V	287720
1250	MVS12N3MW2V	215460	MVS12N3NW2V	261460	MVS12N4MW2V	262130	MVS12N4NW2V	308130
1600	MVS16N3MW2V	239620	MVS16N3NW2V	285620	MVS16N4MW2V	297250	MVS16N4NW2V	343250
2000	MVS20N3MW2V	285960	MVS20N3NW2V	331960	MVS20N4MW2V	350270	MVS20N4NW2V	396270
2500	MVS25N3MW2V	352600	MVS25N3NW2V	398600	MVS25N4MW2V	427590	MVS25N4NW2V	473590
3200	MVS32N3MW2V	439070	MVS32N3NW2V	485070	MVS32N4MW2V	537460	MVS32N4NW2V	583460
4000	MVS40N3MW2V	536120	MVS40N3NW2V	582120	MVS40N4MW2V	666180	MVS40N4NW2V	712180

Note:

All draw-out type circuit breakers will be supplied with:

- Top and Bottom horizontal terminations.
- 1 No. Electrical fault indication Contact (SDE).
- 1 No. Auxiliary contact block (OF) with 4 C/O contacts.
- Safety shutters on Chassis & door sealing frame- Escutcheon (CDP).

- All electrical operated breakers are supplied with motor mechanism (MCH), closing coil (XF) & shunt release (MX). (Voltage ratings to be specified by customer & duly filled in ACB Order form)
- External Neutral CT required for highly un-balanced TP-N system has to be ordered at extra price.
- Any other accessories are optional at extra price.

Prices:

- The above are list prices & are inclusive of Excise duty.
- CST/ VAT/ Entry tax will be charged extra as applicable.
- For prices of fixed type circuit breakers and switch-disconnector, kindly contact our nearest Sales Office.



- Conforms to IS/ IEC 60947-2 & 3
- Microprocessor based ET trip systems with thermal memory
- No derating up to 50° C
- Zone Selective Interlocking
- Fully rated neutral with inbuilt protection
- Pre trip alarm & individual fault indicating LEDs
- Icu=Ics=Icw(1sec) =65kA @ 440V AC

Fixed Type circuit breaker with Microprocessor based ET6G Trip Unit (without display)

Rating in (A)	3P Fix Manual Reference	Unit LP [₹]	3P Fix Electrical Reference	Unit LP [₹]	4P Fix Manual Reference	Unit LP [₹]	4P Fix Electrical Reference	Unit LP [₹]
800	MVS08N3MF6L	130360	MVS08N3NF6L	176360	MVS08N4MF6L	165750	MVS08N4NF6L	211750
1000	MVS10N3MF6L	142700	MVS10N3NF6L	188700	MVS10N4MF6L	182480	MVS10N4NF6L	228480
1250	MVS12N3MF6L	164020	MVS12N3NF6L	210020	MVS12N4MF6L	204920	MVS12N4NF6L	250920
1600	MVS16N3MF6L	182070	MVS16N3NF6L	228070	MVS16N4MF6L	238580	MVS16N4NF6L	284580
2000	MVS20N3MF6L	212300	MVS20N3NF6L	258300	MVS20N4MF6L	277450	MVS20N4NF6L	323450
2500	MVS25N3MF6L	264000	MVS25N3NF6L	310000	MVS25N4MF6L	327000	MVS25N4NF6L	373000
3200	MVS32N3MF6L	370490	MVS32N3NF6L	416490	MVS32N4MF6L	457130	MVS32N4NF6L	503130
4000	MVS40N3MF6L	456250	MVS40N3NF6L	502250	MVS40N4MF6L	572000	MVS40N4NF6L	623720

Fixed Type circuit breaker with Microprocessor based ET2L Trip Unit (without display)

Rating in (A)	3P Fix Manual Reference	Unit LP [₹]	3P Fix Electrical Reference	Unit LP [₹]	4P Fix Manual Reference	Unit LP [₹]	4P Fix Electrical Reference	Unit LP [₹]
800	MVS08N3MF2L	119360	MVS08N3NF2L	165360	MVS08N4MF2L	154750	MVS08N4NF2L	200750
1000	MVS10N3MF2L	131700	MVS10N3NF2L	177700	MVS10N4MF2L	171480	MVS10N4NF2L	217480
1250	MVS12N3MF2L	153020	MVS12N3NF2L	199020	MVS12N4MF2L	193920	MVS12N4NF2L	239920
1600	MVS16N3MF2L	171070	MVS16N3NF2L	217070	MVS16N4MF2L	227580	MVS16N4NF2L	273580
2000	MVS20N3MF2L	201300	MVS20N3NF2L	247300	MVS20N4MF2L	266450	MVS20N4NF2L	312450
2500	MVS25N3MF2L	253000	MVS25N3NF2L	299000	MVS25N4MF2L	316000	MVS25N4NF2L	362000
3200	MVS32N3MF2L	359490	MVS32N3NF2L	405490	MVS32N4MF2L	446130	MVS32N4NF2L	492130
4000	MVS40N3MF2L	445250	MVS40N3NF2L	491250	MVS40N4MF2L	566720	MVS40N4NF2L	612720

Fix type switch disconnector (without protection)

Rating in (A)	3P Fix Manual Reference	Unit LP [₹]	3P Fix Electrical Reference	Unit LP [₹]	4P Fix Manual Reference	Unit LP [₹]	4P Fix Electrical Reference	Unit LP [₹]
800	MVS08N3MF0D	107360	MVS08N3NF0D	153360	MVS08N4MF0D	142750	MVS08N4NF0D	188750
1000	MVS10N3MF0D	119700	MVS10N3NF0D	165700	MVS10N4MF0D	159480	MVS10N4NF0D	205480
1250	MVS12N3MF0D	141020	MVS12N3NF0D	187020	MVS12N4MF0D	181920	MVS12N4NF0D	227920
1600	MVS16N3MF0D	159070	MVS16N3NF0D	205070	MVS16N4MF0D	215580	MVS16N4NF0D	261580
2000	MVS20N3MF0D	189300	MVS20N3NF0D	235300	MVS20N4MF0D	254450	MVS20N4NF0D	300450
2500	MVS25N3MF0D	241000	MVS25N3NF0D	287000	MVS25N4MF0D	304000	MVS25N4NF0D	350000
3200	MVS32N3MF0D	347490	MVS32N3NF0D	393490	MVS32N4MF0D	434130	MVS32N4NF0D	480130
4000	MVS40N3MF0D	433250	MVS40N3NF0D	479250	MVS40N4MF0D	554720	MVS40N4NF0D	600720

Note:

All Fix type circuit breakers will be supplied with:

- horizontal-horizontal terminations.
- 1 No. Electrical fault indication Contact (SDE).
- 1 No. Auxiliary contact block (OF) with 4 C/O contacts.
- door sealing frame- Escutcheon (CDP).

- All switch disconnectors are without protection
- All electrical operated breakers are supplied with motor mechanism (MCH), closing coil (XF) & shunt release (MX).
- External Neutral CT required for highly un-balanced TP-N system has to be ordered at extra price.
- Any other accessories are optional at extra price.


Prices:

- The above are list prices & are inclusive of Excise duty.
- CST/ VAT/ Entry tax will be charged extra as applicable.

Description	Rated Operational Voltage	Reference	Unit LP 
Gear Motor (MCH)			
AC 50/60 Hz DC	100/130 V	47893	37500
	200/240 V	47894 <input checked="" type="checkbox"/>	
	380/415 V	47896	
	24/30 V	47888	
	48/60 V	47889	
	100/125 V	47890	
	200/250 V	47891	
Closing Release (XF)			
AC 50/60 Hz DC	24/30 V DC	33659	5300
	48/60 V DC	33660	
	100/130 V AC/DC	MVS15511 <input checked="" type="checkbox"/>	
	200/250 V AC/DC	MVS15512 <input checked="" type="checkbox"/>	
	380/480 V AC	MVS15513	
Opening Release (MX)			
AC 50/60 Hz DC	24/30 V DC, 24 V AC	33659	5300
	48/60 V DC, 48 V AC	33660	
	100/130 V AC/DC	33661 <input checked="" type="checkbox"/>	
	200/250 V AC/DC	33662 <input checked="" type="checkbox"/>	
	380/480 V AC	33664 <input checked="" type="checkbox"/>	
Terminal Block			
For drawout circuit breaker		47849	200
Under Voltage Release (MN)			
AC 50/60 Hz DC	24/30 V DC, 24 V AC	33668	5500
	48/60 V DC, 48 V AC	33669	
	100/130 V AC/DC	33670 <input checked="" type="checkbox"/>	
	200/250 V AC/DC	33671 <input checked="" type="checkbox"/>	
	380/480 V AC	33673 <input checked="" type="checkbox"/>	
MN Delay Unit			
AC 50/60 Hz DC	48/60 V AC/DC	33680	7900
	100/130 V AC/DC	33681	
	200/250 V AC/DC	33682	
	380/480 V AC/DC	33683	
	100/130 V AC/DC	33684	7400
	200/250 V AC/DC	33685 <input checked="" type="checkbox"/>	
ON/OFF Indication Contacts (Additional OF contact)			
1 additional block of 4 contacts		47887	4800
Door Interlock (VPECD)/1 part			
On right hand side of chassis		47914 <input checked="" type="checkbox"/>	2600
Operation Counter			
Operation Counter CDM		48535	7450

Smart Panels

Make your electrical installations smart, simple & reliable



1 Measure

Embedded and stand-alone metering & control capabilities

2 Connect

- > Integrated communication interfaces
- > Ready to connect to energy management platforms

3 Save

- > Data driven energy efficiency actions
- > Real time monitoring and control
- > Access to energy and site information through online services



Ethernet connected switchboards



Ethernet

> Widely used in buildings, easy to wire

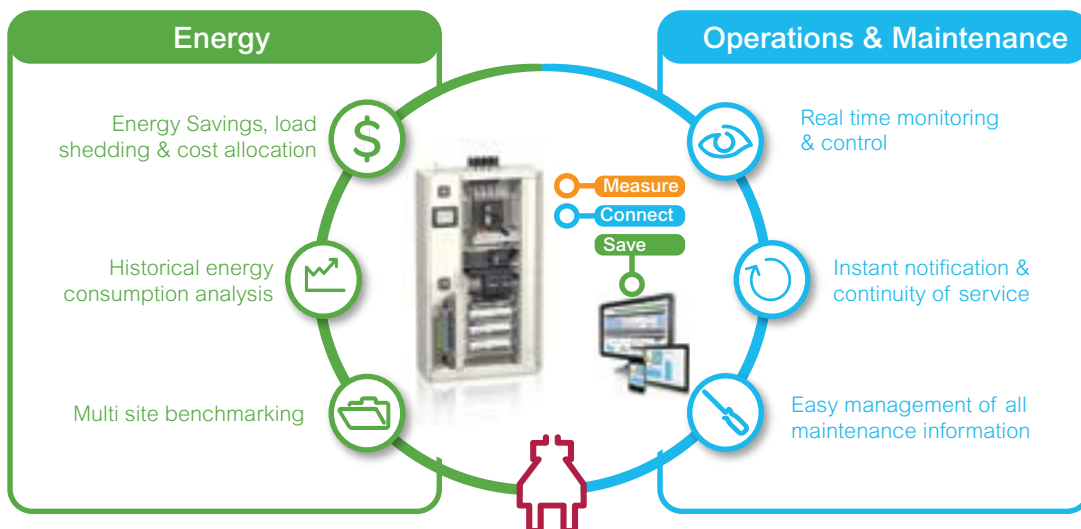
Ethernet network is widely distributed to multiple users in buildings. A simple RJ45 socket is required to connect each switch board

> Nomadic wireless with WiFi

Is also available in buildings and used by technicians during operations and maintenance.

> Access from any PC or Ethernet FDM128 monitor

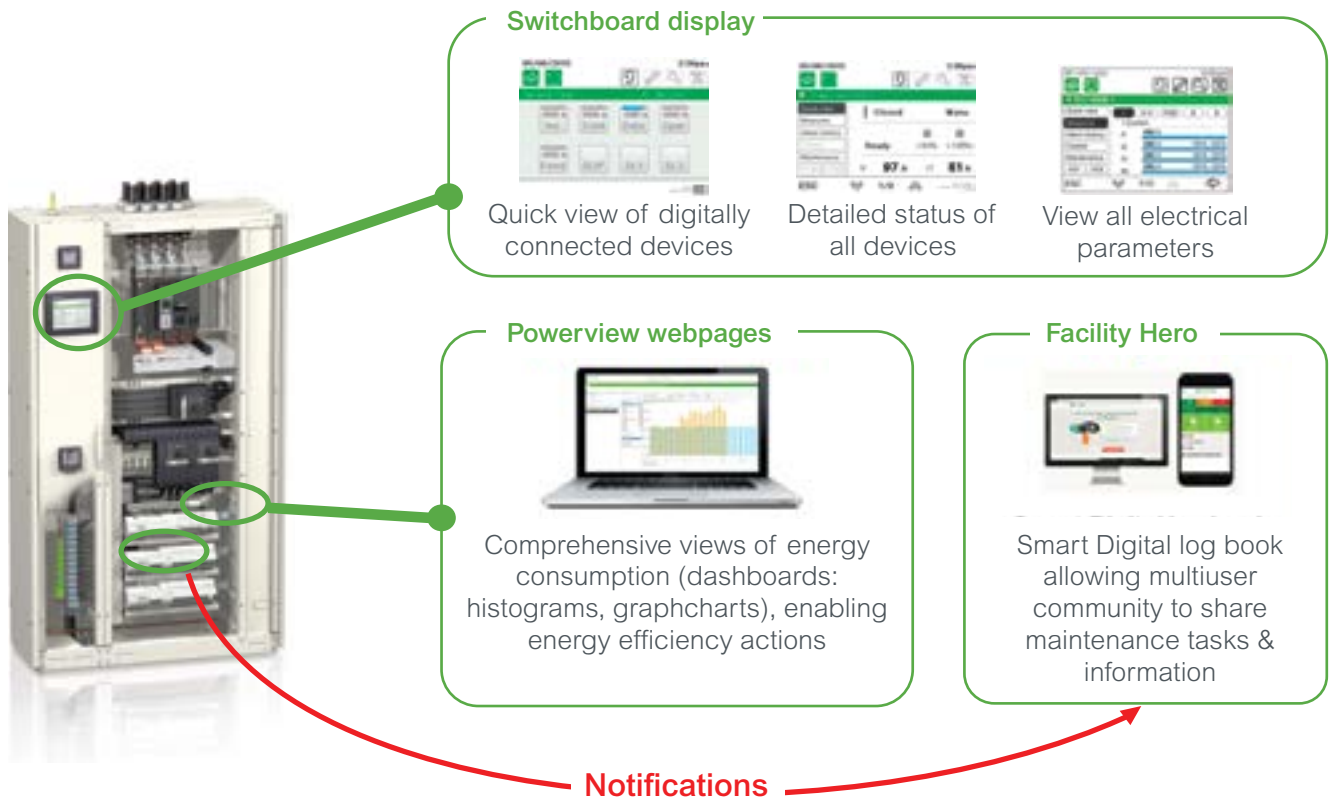
- PC: with common Internet Browser,
- FDM 128: Installed on the front panel or at any remote location of the building



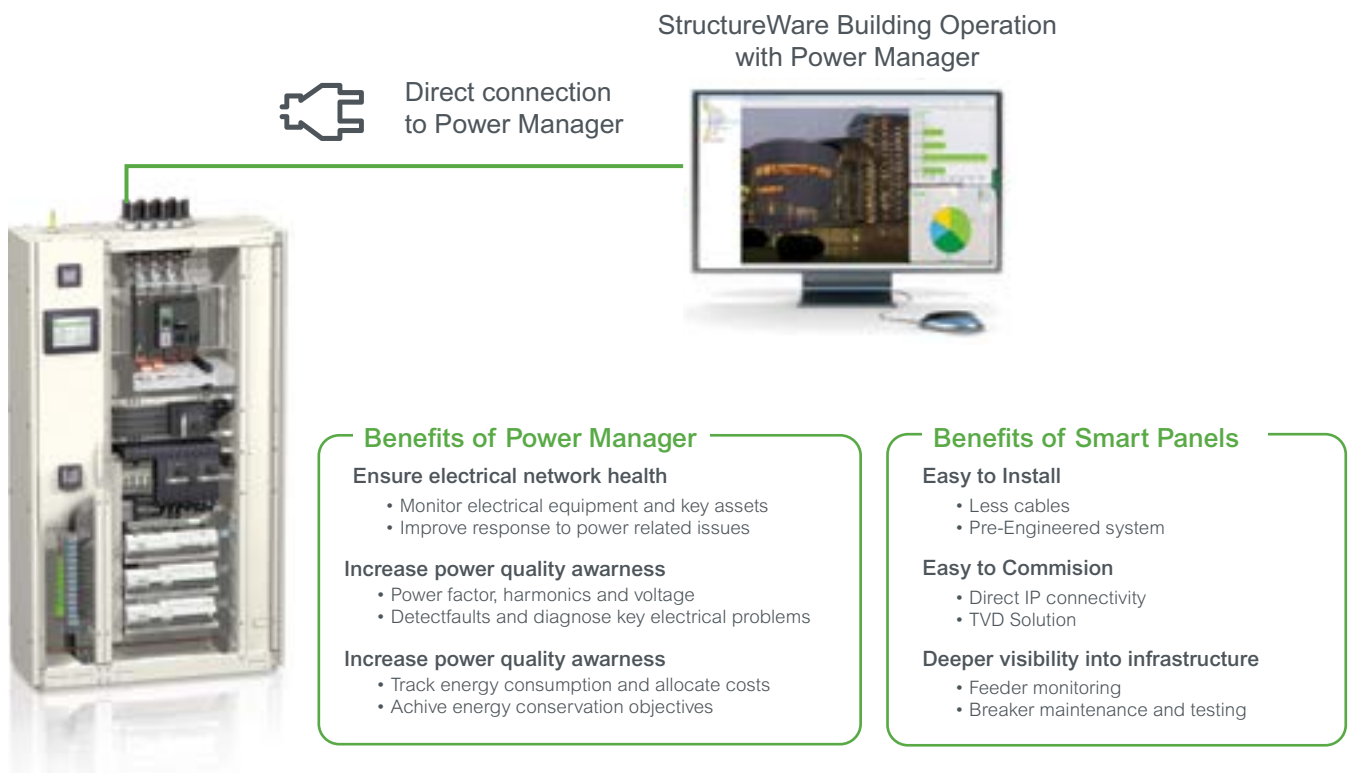
Ready to plug'in to Building and Energy management softwares

Smart Panels

Simple energy & maintenance management without expensive software licenses



Advanced integrated softwares for comprehensive Energy & Building management



Index of commercial references

Product	Description	Lot of	Commercial ref.
Interfaces + gateways			
Com'X 200 Ethernet data logger			EBX200
IFE interface gateway			LV434011
Acti 9 Smartlink Ethernet			A9XMEA08
Interfaces			
Acti 9 Smartlink Modbus			A9XMSB11
IFM			TRV00210
IFE interface			LV434010
I/O module			
I/O			LV434063
Displays			
FDM128 Ethernet Switchboard display			LV434128
FDM121 switchboard display			TRV00121
Accessories for Com'X200			
	GPRS Modem		EBXA-GPRS
	Aerial for GPRS modem		EBXA-ANT-5M
	Wi-Fi USB Modem		EBXA-USB-WIFI
Accessories for Acti9 Smartlink			
USB cable link / Modbus	for Acti 9 Smartlink test	1	A9XCATM1
	Short:100 mm	6	A9XCAS06
Prefabricated cables 2 connectors	Medium-sized: 160mm	6	A9XCAM06
	Long:870 mm	6	A9XCAL06
Prefabricated cables 1 connector	Long:870 mm	6	A9XCAU06
Connectors	5-pin connectors(Ti24)	12	A9XC2412
Mounting Kit	DIN Rail (4 feet, 4straps, 4 adapters)	1	A9XMFA04
	Linergy FM 200 A(4 adapters)	1	A9XM2B04
Spare parts	Lock for Linergy FM 80A (2 clips)	1	A9XMLA02
Connection adapters for Acti 9 components			
iACT24	Low-level control and indication auxiliary for iCT contactors		A9C15924
iATL24	Low-level control and indication auxiliary for iTL impulse relays		A9C15424
IOF+SD24	Low-level indication auxiliary for iC60, iID, ARA, RCA, iSWNA		A9A26897
OF+SD24	Low-level indication auxiliary for C60, C120, DPN, RCCB/iD, C60H-DC		A9N26899


Compact NSX



- Range - 16A to 630A in Two frames sizes.
- Breaking Capacity up to 200kA
- Voltage rating up to 690V
- Isolation with Positive Break Indication
- Fixed, Plug-in and Draw out type
- TMD and Microprocessor based trip unit
- Built-in energy metering (2% accuracy class)
- Smart Integration over Communication Network
- Total Discrimination

Breaking Capacity

Ics=100% Icu
@380/415V



Demanding more from your low voltage systems??

Introducing exceptional breaking capacity for exceptional safety and service continuity.....

High Performance Moulded Case Circuit Breakers @ 690V AC

Icu =100kA @ 690V AC **NEW**



Breaking performance at 690 V

NSX 100 NSX 250 NSX 400 NSX 630



Choose protection that delivers...

- Best-in-class breaking capacity for:



Marine



Oil & Gas



Mining: Minerals & Metals

- Best-in-class type 2 co-ordination for motor applications @ 690V AC
- Global Certification
- IEC 6094-2 / 4
- Marine Classification approvals apply (Veritas, Lloyd's Register of Shipping, Det Norske Veritas, etc)
- Marine-ready, meets new IACS requirements (Ics rating)



Note: For product references & prices contact nearest Sales Office

Type of Trip Units

Micrologic Trip Units

(ASIC-Application Specific Integrated Circuit)



Thermal Magnetic Trip Unit



- Available from 16A - 250A
- Overload Setting (I_r) 0.7 - 1 x I_n
- Short Circuit Setting (I_m)
- Fixed upto 160A
- Adjustable 5 - 10 x I_r (for 200A - 250A)

	Protection	Cases	Measurement	Application
	↓	↓	↓	↓
	1 I 2 LS ₀ I 5 LSI 6 LSIG	2 NSX100-250 3 NSX400-630	A Ammeter E Energy Meter	--- Distribution G Generator AB Subscriber M Motor Z 16Hz 2/3
Example				
Micrologic 1.3 M	I	400 or 630 A		Motor
Micrologic 2.2 G	LS ₀ I	100, 160 or 250 A		Generator
Micrologic 2.3	LS ₀ I	400 or 630 A		Distribution
Micrologic 2.3 M	LS ₀ I	400 or 630 A		Motor
Micrologic 5.2 A	LSI	100, 160 or 250 A	Ammerter	Distribution
Micrologic 5.3 E	LSI	400 or 630 A	Energy	Distribution
Micrologic 6.3 E-M	LSIG	400 or 630 A	Energy	Motor

I - Instantaneous

S₀ - Short Time with Fixed Time Delay

S - Short Time with Adjustable Time Delay

G - Ground Fault

ULP Modules (Universal Logic Plug)

FDM121 - Front Display Module



The front display module FDM121 is a panel mounted unit dedicated to display measurements (Current, Voltage, Power, Energy, Power Factor, THD etc.), operating assistance data (Contact wear indication, Load Profile, ON/OFF/Trip counter) and Last 17 fault trip/Alarm history with date and time stamping data received from MCCB.

IFM - Interface Module



Interface module allows intelligent modular units (IMUs) in the ULP system to communicate using the Modbus protocol. These are DIN rail mounted modules.



NSX cord



ULP cables

The Compact NSX circuit breaker connects to the ULP system by means of the NSX Cord. The Compact NSX circuit breaker must be equipped with a BSCM and/or a Micrologic 5/6 Trip Unit.

ULP cables are used to interconnect ULP modules within a single IMU. They have male RJ45 connectors at both ends and are available in several lengths.



ULP modules are interconnected by simple plug and play connection using ULP cables, without prior set-up.

Introducing...

Compact NSX PV for Photovoltaic applications

- Circuit Breakers and Switch Disconnectors
- A complete DC offer for Solar Applications from 80 to 1500A.
 - 80A to 500A MCCB with TMD type trip unit
 - 80A to 1500A Switch disconnector



Ensuring safe and efficient operation of your Photovoltaic installation.



With heat sink supplied as standard, MCCB rating is optimized, avoiding the need to oversize protection components and saving space in the enclosure.

- ★ Connection and insulation accessories supplied as standard with Compact NSX PV MCCB are:
 - Connection plate with heat sink
 - Upstream and downstream terminal shields



Multistandard offer for OEM applications

Be compliant around the world

Range - 16A to 600A in Two frames sizes



- Compliance to UL489, IEC60947, CCC & CSA standards.
- Breaking Capacity up to 100kA
- Voltage rating up to 600V
- Isolation with Positive Break Indication
- Fixed, Plug-in and Draw out type
- TMD and Microprocessor based trip unit
- Built-in energy metering (2% accuracy class)
- Smart Integration over Communication Network

Trust US...

- > to supply worldwide availability
- > to apply tested and validated solutions
- > to comply to international standards



Note: For product references & prices contact nearest Sales Office

With Thermal Magnetic Trip Unit (TMD)



- Ics = 100% Icu as per IEC 60947-2
- Suitable for Isolation
- Adjustable thermal setting 0.7 - 1 x In
- Adjustable magnetic setting 5 – 10 x Ir **
- Transparent cover for trip unit as standard
- Two frame sizes upto 630A
- Breaking Capacity enhancement upto 150kA with a higher capacity upstream (Cascading)
- Exceptional current limiting < 6 x 10⁵ A²S

Breaking Capacity Icu as per IEC 60947-2	Rated Current	Three Pole Reference	Unit LP [₹]	Four Pole Reference	Unit LP [₹]
25kA	16A	LV429557	8490	LV429567	12210
	25A	LV429556 <input checked="" type="checkbox"/>	8490	LV429566	12210
	32A	LV429555 <input checked="" type="checkbox"/>	8490	LV429565	12210
	40A	LV429554 <input checked="" type="checkbox"/>	8490	LV429564	12210
	50A	LV429553	8490	LV429563	12210
	63A	LV429552 <input checked="" type="checkbox"/>	8490	LV429562 <input checked="" type="checkbox"/>	12210
	80A	LV429551 <input checked="" type="checkbox"/>	8490	LV429561	12210
	100A	LV429550 <input checked="" type="checkbox"/>	8490	LV429560 <input checked="" type="checkbox"/>	12210
	125A	LV430311 <input checked="" type="checkbox"/>	14950	LV430321 <input checked="" type="checkbox"/>	18450
	160A	LV430310 <input checked="" type="checkbox"/>	14950	LV430320 <input checked="" type="checkbox"/>	18450
	200A	LV431111	23100	LV431121 <input checked="" type="checkbox"/>	27800
	250A	LV431110 <input checked="" type="checkbox"/>	23100	LV431120 <input checked="" type="checkbox"/>	27800
36kA	16A	LV429637 <input checked="" type="checkbox"/>	10510	LV429647	13300
	25A	LV429636 <input checked="" type="checkbox"/>	10510	LV429646	13300
	32A	LV429635 <input checked="" type="checkbox"/>	10510	LV429645 <input checked="" type="checkbox"/>	13300
	40A	LV429634 <input checked="" type="checkbox"/>	10510	LV429644	13300
	50A	LV429633	10510	LV429643	13300
	63A	LV429632 <input checked="" type="checkbox"/>	10510	LV429642 <input checked="" type="checkbox"/>	13300
	80A	LV429631 <input checked="" type="checkbox"/>	10510	LV429641	13300
	100A	LV429630 <input checked="" type="checkbox"/>	10510	LV429640 <input checked="" type="checkbox"/>	13300
	125A	LV430631 <input checked="" type="checkbox"/>	15700	LV430641 <input checked="" type="checkbox"/>	19350
	160A	LV430630 <input checked="" type="checkbox"/>	15700	LV430640 <input checked="" type="checkbox"/>	19350
	200A	LV431631 <input checked="" type="checkbox"/>	24100	LV431641 <input checked="" type="checkbox"/>	29700
	250A	LV431630 <input checked="" type="checkbox"/>	24100	LV431640 <input checked="" type="checkbox"/>	29700
50kA	16A	LV429847	11850	LV429857	15000
	25A	LV429846	11850	LV429856	15000
	32A	LV429845 <input checked="" type="checkbox"/>	11850	LV429855	15000
	40A	LV429844 <input checked="" type="checkbox"/>	11850	LV429854	15000
	50A	LV429843	11850	LV429853	15000
	63A	LV429842 <input checked="" type="checkbox"/>	11850	LV429852	15000
	80A	LV429841 <input checked="" type="checkbox"/>	11850	LV429851	15000
	100A	LV429840 <input checked="" type="checkbox"/>	11850	LV429850	15000
	125A	LV430841 <input checked="" type="checkbox"/>	18250	LV430851	20500
	160A	LV430840 <input checked="" type="checkbox"/>	18250	LV430850	20500
	200A	LV431831 <input checked="" type="checkbox"/>	25100	LV431841	30650
	250A	LV431830 <input checked="" type="checkbox"/>	25100	LV431840	30650
70kA	16A	LV429677	15900	LV429687	20700
	25A	LV429676	15900	LV429686	20700
	32A	LV429675	15900	LV429685	20700
	40A	LV429674	15900	LV429684	20700
	50A	LV429673	15900	LV429683	20700
	63A	LV429672 <input checked="" type="checkbox"/>	15900	LV429682	20000
	80A	LV429671	15900	LV429681	20700
	100A	LV429670 <input checked="" type="checkbox"/>	15900	LV429680	20700
	125A	LV430671	29600	LV430681	31750
	160A	LV430670 <input checked="" type="checkbox"/>	29600	LV430680	31750
	200A	LV431671	33850	LV431681	43550
	250A	LV431670 <input checked="" type="checkbox"/>	33850	LV431680	43550

Note:

- ** applicable for NSX 200A & 250A
- For higher breaking capacities (100kA and 150kA); for Generator Protection MCCB and other special application MCCB, contact our nearest Sales Office.

With Micrologic 2 (μ P -ASIC based)



- Protection type LS_0IN
- $I_{cs} = 100\% I_{cu}$ as per IEC 60947-2
- Suitable for Isolation
- Adjustable overload from $0.40 - 1 \times I_n$
- Adjustable short circuit from $1.5 - 10 \times I_r$
- Innovative front indication LED's (Ready, Overload pre-alarm & Overload)
- Two frame sizes up to 630A
- Breaking Capacity enhancement upto 150kA with a higher capacity upstream (Cascading)
- Adjustable neutral protection - N, N/2, OFF for 4 Pole MCCB

Breaking Capacity I_{cu} as per IEC 60947-2	Rated Current	Three Pole Reference	Unit LP [₹]	Four Pole Reference	Unit LP [₹]
25kA	40A	LV429777 <input checked="" type="checkbox"/>	14960	LV429787	20000
	100A	LV429775 <input checked="" type="checkbox"/>	14960	LV429785 <input checked="" type="checkbox"/>	20000
	160A	LV430745 <input checked="" type="checkbox"/>	19100	LV430750 <input checked="" type="checkbox"/>	24370
	250A	LV431140 <input checked="" type="checkbox"/>	25100	LV431150 <input checked="" type="checkbox"/>	32200
36kA	40A	LV429772	16200	LV429782	20900
	100A	LV429770 <input checked="" type="checkbox"/>	16200	LV429780 <input checked="" type="checkbox"/>	20900
	160A	LV430770 <input checked="" type="checkbox"/>	20380	LV430780 <input checked="" type="checkbox"/>	26150
	250A	LV431770 <input checked="" type="checkbox"/>	27650	LV431780 <input checked="" type="checkbox"/>	35900
	400A	LV432676 <input checked="" type="checkbox"/>	36440	LV432677 <input checked="" type="checkbox"/>	41610
50kA	630A	LV432876 <input checked="" type="checkbox"/>	38520	LV432877 <input checked="" type="checkbox"/>	49940
	40A	LV429797	19280	LV429807	26390
	100A	LV429795 <input checked="" type="checkbox"/>	19280	LV429805 <input checked="" type="checkbox"/>	23560
	160A	LV430775 <input checked="" type="checkbox"/>	23050	LV430785	28700
	250A	LV431870 <input checked="" type="checkbox"/>	29100	LV431875 <input checked="" type="checkbox"/>	37950
70kA	400A	LV432693 <input checked="" type="checkbox"/>	38560	LV432694 <input checked="" type="checkbox"/>	47650
	630A	LV432893 <input checked="" type="checkbox"/>	42850	LV432894 <input checked="" type="checkbox"/>	56740
	40A	LV429792	23150	LV429802	29300
	100A	LV429790	22150	LV429800	30620
	160A	LV430790	33600	LV430800	38550
70kA	250A	LV431790	38250	LV431800	49500
	400A	LV432695 <input checked="" type="checkbox"/>	46030	LV432696	61500
	630A	LV432895 <input checked="" type="checkbox"/>	48170	LV432896	71750

Note: For higher Breaking Capacities (100kA and 150kA); for Generator Protection MCCB and other special application MCCB, contact our nearest Sales Office.

With Micrologic 2 (μ P -ASIC based) with + shunt +GFP

- Protection type LS_0IGN
- $I_{cs} = 100\% I_{cu}$ as per IEC 60947-2
- Fault indication for GF (LED type) meant for human safety.
- Suitable for Isolation
- Adjustable overload from $0.36 - 1 \times I_n$
- Adjustable short circuit from $1.5 - 10 \times I_r$
- Adjustable earth fault sensitivity selection 10 to 60%
- Innovative front indication LED's (Ready, Overload pre-alarm & Overload)
- Two frame sizes up to 630A
- Suitable for 3P3W & 3P4W electrical distribution network
- Breaking Capacity enhancement upto 150kA with a higher capacity upstream (Cascading)
- Adjustable neutral protection - N, N/2, OFF for 4 Pole MCCB

MCCB Frame	Relay Module rated current	3 Ph + 3W Reference	Unit LP [₹]	3 Ph + 4W Reference	Unit LP [₹]
CVS/NSX100	32, 40, 50, 63, 80, 100	GFP11CT13P <input checked="" type="checkbox"/>	5090	GFP11CT14P <input checked="" type="checkbox"/>	5570
CVS/NSX 160 / 250	125, 160, 200, 250	GFP12CT23P <input checked="" type="checkbox"/>	5780	GFP12CT24P <input checked="" type="checkbox"/>	6530
CVS/NSX 400 / 630	400, 630	GFP13CT33P <input checked="" type="checkbox"/>	8730	GFP13CT34P <input checked="" type="checkbox"/>	9530
CVS 800	800	GFP14CT43P <input checked="" type="checkbox"/>	10770	GFP14CT44P <input checked="" type="checkbox"/>	12050

Note: Kindly order NSX/CVS MCCB +GFP+. Shunt trip coil.

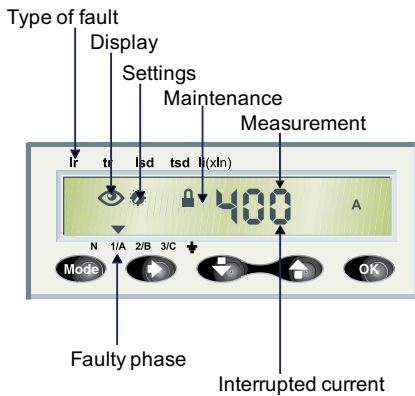
With Micrologic 6A (Embedded current metering and communication capable)



- Protection type LSIGN
- Ics = 100% Icu as per IEC 60947-2
- Suitable for Isolation
- Current measurements (Phase & neutral, Average, Highest of phases, Ground fault current, Maximeter / Minimeter, Current unbalance between phases)
- Adjustable overload from $I_r 0.36$ to $1 \times I_n$ and $t_r = 0.5 - 16$ s
- Adjustable short circuit from $I_{sd} 1.5 - 10 \times I_r$ and $t_{sd} I^2t_{ON/OFF} 0.1 - 0.4$ s
- Adjustable earth fault $0.4 - 1 \times I_n$ (for $I_n=40A$) & $0.2 - 1 \times I_n$ (for $I_n>40A$) and $t_g I^2t_{ON/OFF} 0.1 - 0.4$ s
- Instantaneous protection $I_i 1.5 \times I_n - 15 \times I_n$ (40 - 160A), $12 \times I_n$ (250 - 400A) and $11 \times I_n$ (630A)
- Innovative front indication LED's (Ready, Overload pre-alarm & Overload)
- Fault distinction on the display of trip unit (type of fault, interrupted fault current and faulty phase)
- Zone Selective Interlocking (ZSI) as standard
- Breaking Capacity enhancement upto 150kA with a higher capacity upstream (Cascading)
- Adjustable neutral protection - N, N/2, OFF and oversized neutral (standard feature) for 4 Pole MCCB.

"Breaking Capacity Icu as per IEC 60947-2"	Rated Current	Three Pole Reference	LP*	Four Pole Reference	LP*
25kA	40A	LV429014X62A40	36950	LV429015X62A40	41360
	100A	LV429014X62A100	36950	LV429015X62A100	41360
	160A	LV430390X62A160	39080	LV430395X62A160	45620
	250A	LV431390X62A250	43440	LV431395X62A250	51050
36kA	40A	LV429003X62A40	36950	LV429008X62A40	42380
	100A	LV429003X62A100	36950	LV429008X62A100	42380
	160A	LV430403X62A160	40190	LV430408X62A160	47810
	250A	LV431403X62A250	45070	LV431408X62A250	55370
	400A	LV432413X63A400	50300	LV432415X63A400	56700
50kA	630A	LV432813X63A630	57800	LV432815X63A630	67400
	40A	LV429006X62A40	40190	LV429011X62A40	45620
	100A	LV429006X62A100	40190	LV429011X62A100	45620
	160A	LV430406X62A160	45620	LV430411X62A160	48870
	250A	LV431406X62A250	48750	LV431411X62A250	56700
	400A	LV432403X63A400	54290	LV432408X63A400	65770
70kA	630A	LV432803X63A630	60910	LV432808X63A630	75300
	40A	LV429004X62A40	44510	LV429009X62A40	51050
	100A	LV429004X62A100	44510	LV429009X62A100	51050
	160A	LV430404X62A160	54550	LV430409X62A160	60800
	250A	LV431404X62A250	55650	LV431409X62A250	84700
	400A	LV432404X63A400	69530	LV432409X63A400	86880
	630A	LV432804X63A630	71660	LV432809X63A630	95250

Micrologic 6 E (Embedded Energy metering and communication capable)



- Features over and above Micrologic 6A.
- Current Measurements (Phase & neutral, Average, Highest of Phases, Ground Fault current, Maximeter/Minimeter, Current Unbalance between Phases)
- Voltage Measurements (Phase-Phase & Phase-neutral, Average, Ph-Ph & Ph-N voltage unbalance)
- Frequency Measurements
- Power Quality Indicator (Total Harmonic Distortion for Current and Voltage)
- Power Measurements (Active, Reactive and Apparent Power, total and per phase and Power Factor and cos (phi))
- Demand Currents and Power Measurements (Demand Values, total & per phase, Maximum Demand)
- Energy Metering (Active, Reactive and Apparent energy, total and per phase)
- Indications, Alarms and Histories (Indication of fault types, Alarms for high/low threshold, operating histories & time stamped tables)
- Maintenance Indicators (Operation, trip and alarm counters; Operating Hours Counter; Contact wear; Load profile and thermal image)
- Communication (Modbus with add on module)

Note: For arriving at the Reference of the MCCB with Micrologic 6E, please contact our nearest Sales Office

Type NA Switch Disconnecter Unit



Compact NSX 100 to 250 NA

Compact NSX 400 to 630 NA

- Suitable for Isolation with positive contact indication as defined by standard IEC 60947-3.
- Compliance to utilization categories AC22A or AC23A
- Self protected due to high magnetic-set release
- Two frame sizes upto 630A
- Available in fixed, plug in and withdrawable versions
- Common Accessories as that of Compact NSX circuit breaker

Rated Current	Three Pole Reference	Unit LP [₹]	Four Pole Reference	Unit LP [₹]
100A	LV429629	9230	LV429639	13630
160A	LV430629	18450	LV430639	24600
250A	LV431629	27650	LV431639	37950
400A	LV432756	35720	LV432757	45150
630A	LV432956	36800	LV432957	59860

Note: For higher Breaking Capacities (100kA and 150kA), contact our nearest Sales Office.



With Magnetic Trip Unit MA type



- Ics = 100% Icu as per IEC 60947-2
- Suitable for Isolation
- Adjustable magnetic setting $I_m 6 - 14 \times I_n$ (2.5 - 100A) & $9 - 14 \times I_n$ (150 - 200A)
- Type - 2 Co-ordination charts upto 110 kW at 400V
- Breaking Capacity enhancement upto 150kA with a higher capacity upstream (Cascading)
- Adjustable neutral protection - N, N/2, OFF for 4 Pole MCCB
- Rated at 65°C as per motor standards

Breaking Capacity Icu as per IEC 60947-2	Rated Current	Three Pole Reference	Unit LP [₹]
36kA	2.5A	LV429745	10810
	6.3A	LV429744	10810
	12.5A	LV429743	10810
	25A	LV429742	10810
	50A	LV429741	10810
	100A	LV429740 <input checked="" type="checkbox"/>	10810
	150A	LV430830	15350
50kA	220A	LV431748	25200
	2.5A	LV429755	13460
	6.3A	LV429754	13460
	12.5A	LV429753	13460
	25A	LV429752	13460
	50A	LV429751	13460
	100A	LV429750 <input checked="" type="checkbox"/>	13460
70kA	150A	LV430832	18750
	220A	LV431752	27650
	2.5A	LV429765	17300
	6.3A	LV429764	17300
	12.5A	LV429763	17300
	25A	LV429762	17300
	50A	LV429761	17300
70kA	100A	LV429760	17300
	150A	LV430834	28400
	220A	LV431756	44050

With Micrologic 1.3M



- Ics = 100% Icu as per IEC 60947-2
- Suitable for Isolation
- Adjustable short circuit $I_{sd} = 5 - 13 \times I_n$
- Front indication LED (Ready LED)
- Type - 2 Co-ordination charts upto 250 kW at 400V
- Rated at 65°C as per motor standards

Breaking Capacity Icu as per IEC 60947-2	Rated Current	Three Pole Reference	Unit LP [₹]
36kA	320A	LV432748	34770
	500A	LV432948	41820
50kA	320A	LV432749	38050
	500A	LV432949	43670
70kA	320A	LV432750	49200
	500A	LV432950	49500

Note: For higher Breaking Capacities (100kA and 150kA), contact our nearest Sales Office

With Micrologic 2M (μ P - ASIC based)



- Ics = 100% Icu as per IEC 60947-2
- Suitable for Isolation
- Adjustable overload Ir 0.45 - 1 x In
- Adjustable short circuit I_{sd} 5 - 13 x Ir
- Trip class selection: Class 5, Class 10 & Class 20
- Phase unbalance or Phase Loss
- Type - 2 Co-ordination charts upto 315 kW at 400V
- Front indication LED's (Ready & temperature rise alarm)
- Breaking Capacity enhancement upto 150kA with a higher capacity upstream (Cascading)
- Adjustable neutral protection - N, N/2, OFF for 4 Pole MCCB
- Rated at 65°C as per motor standards

Breaking Capacity Icu as per IEC 60947-2	Rated Current	Three Pole Reference	Unit LP [₹]
36kA	25A	LV429828	15680
	50A	LV429827	15680
	100A	LV429825	15680
	150A	LV430985	23250
	220A	LV431160	31010
	320A	LV432775	42170
50kA	500A	LV432975	50820
	25A	LV429833	19460
	50A	LV429832	19460
	100A	LV429830	19460
	150A	LV430988	25910
	220A	LV431165	32690
70kA	320A	LV432776	48450
	500A	LV432976	49980
	25A	LV429838	23680
	50A	LV429837	23680
	100A	LV429835	23680
	150A	LV430991	38170
	220A	LV431170	41770
	320A	LV432777	58380
	500A	LV432977	61200

Note:

- For higher Breaking Capacities (100kA and 150kA), contact our nearest Sales Office
- For arriving at the Reference of the MCCB with Micrologic 6E-M, please contact our nearest Sales Office

Micrologic 6 E-M



In addition to Embedded Energy Metering features of Micrologic 6E, the below Motor Application parameters are present in Micrologic 6E-M

- Overload protection: Ir 0.45 - 1 x In
- Short circuit protection: I_{sd} 5 - 13 x Ir
- Ground fault protection: I_g 0.4 - 1 x In (for In=40A) & 0.2 - 1 x In (for In>40A) and t_g I_{2t}ON/OFF 0.1 - 0.4s
- Phase unbalance or Phase loss
- Trip class selection: Class 5, Class10, Class20 & Class30
- Cooling fan selection: self cooled or fan cooled motors
- Iunbalance: 10 - 40% of average current and time delay 0.7s (starting) & 1 - 10s (normal operation)
- Locked Rotor: I_{jam} 1 - 8 x Ir or I_{jam} can be made OFF and t_{jam} 1 - 30s
- Under-Load (under-current): I_{und} 0.3 - 0.9 x Ir or I_{und} can be made OFF and t_{und} 1 - 200s
- Long Starts I_{long} 1 - 8 x Ir or I_{long} can be made OFF and t_{long} 1 - 200s
- Neutral: OFF or 0.5 x Ir or oversized neutral standard
- Front indication LED's (Ready & temperature rise alarm)
- Zone Selective Interlocking (ZSI) as standard
- Fault distinction on the display of trip unit (type of fault, interrupted fault current and faulty phase)

MCCBs for DC Network Protection

Compact NSX DC

Range - 16A to 1200A in Two frames sizes with Thermal Magnetic Trip Unit (TMD)



- Comply to IEC60947 -2 standards
- Breaking Capacity up to 100kA
- Isolation with Positive Break Indication
- Fixed, Plug-in and Draw out type upto 600A
- TMD based trip unit
- New ratings 400A , 600A and 630A to 1200A

		NSX100	NSX160	NSX250	NSX400	NSX630		NSX1200
Poles	Breaking Capacity	16A to 100A	125A to 160A	200A to 250A	250A to 400A	500A	600A	630A to 1200A
3P/4P	F 36kA @750VDC							
3P/4P	S 100kA @750VDC							
3P/4P	F 36kA @500VDC							
3P/4P	S 100kA @500VDC							
2P	F 36kA @ 500VDC							
2P	M 85kA @ 500VDC							
2P	S 100kA @ 500VDC							
2P	N 50kA @ 600VDC							
1P	F 36kA @ 250VDC							
1P	N 50kA @ 250VDC							
1P	M 85kA @ 250VDC							

Breaking Capacity Icu as per IEC 60947-2	Rated Current	Three Pole Reference	Unit LP [₹]	Four Pole Reference	Unit LP [₹]
36kA	100A	LV438003XTMDC100	14190	LV438008XTMDC100	20195
	160A	LV438103XTMDC160	17465	LV438108XTMDC160	23575
	250A	LV438203XTMDC250	22850	LV438208XTMDC250	29800
	400A	LV438267	31100	LV438262	35300
	500A	LV438268	37300	LV438263	45600
	600A	LV438269	39400	LV438264	47700
100kA	100A	LV438018XTMDC100	16920	LV438019XTMDC100	22920
	160A	LV438118XTMDC160	22590	LV438119XTMDC160	28380
	250A	LV438218XTMDC250	36720	LV438219XTMDC250	38760
	400A	LV438277	44400	LV438272	54100
	500A	LV438278	48500	LV438273	58500
	600A	LV438279	48500	LV438274	58500

Note:

- For 1P / 2P contact nearest Sales Office
- Replace Accessories refer Compact NSX Accessories on page



NORMAL STOCK ITEMS

W.E.F. December 21, 2015



Indication contacts



SDTAM remote indication relay module



SDx remote indication relay module



Voltage Release



Motor Mechanism

Description	Reference	Unit LP [₹]
Auxiliary Contacts (Changeover) Multifunction		
OF or SD or SDE or SDV	29450 <input checked="" type="checkbox"/>	880
OF or SD or SDE or SDV low level	29452	930
SDE adaptor for trip unit TM or MA or Micrologic 2 \$\$	LV429451 <input checked="" type="checkbox"/>	670
SDx 2-Programmable Contacts for Micrologic		
SDx module 24/415 V AC/DC	LV429532	10335
SDTAM Contactor Tripping Module for Micrologic 2- M/6 E-M		
SDTAM 24/415 V AC/DC overload fault indication	LV429424	10710

\$\$ To be considered alongwith SDE contact for MCCB with TMD/MA./Micrologic 2 protection.

Voltage Releases

Description	Shunt Release Reference	Unit LP [₹]	Undervoltage Reference	Unit LP [₹]
AC				
24 V 50/60 Hz	LV429384	2160	LV429404	2830
48 V 50/60 Hz	LV429385		LV429405	
110-130 V 50/60 Hz	LV429386 <input checked="" type="checkbox"/>		LV429406 <input checked="" type="checkbox"/>	
220-240 V 50/60 Hz	LV429387 <input checked="" type="checkbox"/>		LV429407 <input checked="" type="checkbox"/>	
380-415 V 50 Hz	LV429388 <input checked="" type="checkbox"/>		LV429408 <input checked="" type="checkbox"/>	
525 V 50 Hz	LV429389		LV429409	
DC				
12 V	LV429382	2160	LV429402	2830
24 V	LV429390 <input checked="" type="checkbox"/>		LV429410 <input checked="" type="checkbox"/>	
30 V	LV429391		LV429411	
48 V	LV429392		LV429412	
60 V	LV429383		LV429403	
125 V	LV429393		LV429413	
250 V	LV429394		LV429414 <input checked="" type="checkbox"/>	

Installation Accessories

Description	100/160/250A Reference	Unit LP [₹]	400/630A Reference	Unit LP [₹]
Spreaders & Phase Barrier				
Spreaders (Set of 3) 3P	LV431563 <input checked="" type="checkbox"/>	670	32492 <input checked="" type="checkbox"/>	1450
Spreaders (Set of 4) 4P	LV431564 <input checked="" type="checkbox"/>	880	32493 <input checked="" type="checkbox"/>	1850
Phase Barrier (Set of 6)	*		LV432570 <input checked="" type="checkbox"/>	720
Interlocking				
For Breaker with Rotary Handle	LV429369	8390	LV432621	10560
For Breaker with Toggle	LV429354	9085	LV432614	10560
Mechanical Interlocking with Base Plate	29349**	17305	32609**	36460
Locking of Rotary Handle				
Locking Device	LV429344 <input checked="" type="checkbox"/>	520	LV432604 <input checked="" type="checkbox"/>	720
Ronis Keylock (1 Lock + 1 Key set)	41940 <input checked="" type="checkbox"/>	3660	41940 <input checked="" type="checkbox"/>	3660
Ronis Keylock (2 Locks + 1 Key set)	41950 <input checked="" type="checkbox"/>	7060	41950	7060
Profalux Keylock (1 Lock + 1 Key set)	42888	6180	42888	6180
Profalux Keylock (2 Locks + 1 Key set)	42878	7060	42878	7060

* supplied as standard with spreader

** Mechanical Interlocking with Base Plate to be ordered with Safety trip interlock (LV429270 for 29349 and LV432520 for 32609)

NORMAL STOCK ITEMS

W.E.F. December 21, 2015



FDM121: Front Display Module



Test Battery



Power Supply Module



IFM: Modbus Interface Module



BSCM: Breaker Status and Control Module

Motor Mechanism

Type	Voltage	100/160A Reference	Unit LP [₹]	250A Reference	Unit LP [₹]	400/630A Reference	Unit LP [₹]
Motor Mechanism Modules with SDE adaptor ⁽¹⁾							
AC 50/60 Hz	48-60 V	LV429440	20600	LV431548	22760	LV432639	32450
	110-130 V	LV429433		LV431540		LV432640	
	220-240 V	LV429434 <input checked="" type="checkbox"/>		LV431541 <input checked="" type="checkbox"/>		LV432641 <input checked="" type="checkbox"/>	
	380-415 V	LV429435		LV431542		LV432642	
	440-480 V	LV429435		LV431542		LV432647	
DC	24-30 V	LV429436	26180	LV431543	28395	LV432643	37530
	48-60 V	LV429437		LV431544		LV432644	
	110-130 V	LV429438		LV431545		LV432645	
	250 V	LV429439		LV431546			

(1) With every Motor Mechanism, please order 1 no. auxiliary contact additionally. For other voltages of motor mechanism please consult Schneider Electric.

Description	100/160/250A Reference	Unit LP [₹]	400/630A Reference	Unit LP [₹]
Locking of Motor Mechanism				
Keylock adaptor + Ronis keylock (special)	LV429449	2710	-	-
Locking Device	-	-	LV432649	820
Ronis Keylock	-	-	41940 <input checked="" type="checkbox"/>	3660
Profalux Keylock	-	-	42888	6180
Torque Limiting Screws (Set of 12)	LV429513	1910	LV432513	2270

Monitoring and Control, test tools- Compact and NSX100 - 630

Monitoring and Control (Remote Operation)

Description	Reference	Unit LP [₹]
ULP Display Module		
Switchboard front display module FDM121	TRV00121 <input checked="" type="checkbox"/>	10815
ULP Wiring Accessories		
NSX cord L = 0.35 m	LV434200	2490
NSX cord L = 1.3 m	LV434201 <input checked="" type="checkbox"/>	2270
5 RJ45/RJ45 MALE Cord L = 1m	TRV00810	2355
10 Stacking connectors for COM interface	TRV00217	3675
ULP Communication Module		
IFM MODBUS Interface Module	TRV00210 <input checked="" type="checkbox"/>	9220
BSCM (Breaker Status and Control Module)	LV434205 <input checked="" type="checkbox"/>	7780
Power Supply Modules		
External power supply module 24 V DC-1 A OVC IV		
24-30 V DC	54440	14180
48-60 V DC	54441	
100-125 V AC	54442	15,910
110-130 V AC	54443	
200-240 V AC	54444 <input checked="" type="checkbox"/>	
380-415 V AC	54445	
Pocket battery for Micrologic NSX100-630	LV434206	16220

Maintenance Module for advanced configuration and testing contact our nearest Sales Office.

ULP = Universal Logic Plug



Direct Rotary Handle



Extended Rotary Handle




Plug in Base



Draw-Out Chassis Kit

Description	100/160/250A Reference	Unit LP [₹]	400/630A Reference	Unit LP [₹]
Rotary Handles				
Standard direct black handle	LV429337 <input checked="" type="checkbox"/>	1130	LV432597 <input checked="" type="checkbox"/>	1700
Standard extended rotary handle	LV429338 <input checked="" type="checkbox"/>	1800	LV432598 <input checked="" type="checkbox"/>	3240
Plug in Base (Complete Kit)				
3 Pole	LV429289 <input checked="" type="checkbox"/>	7570	LV432538 <input checked="" type="checkbox"/>	17360
4 Pole	LV429290 <input checked="" type="checkbox"/>	9790	LV432539 <input checked="" type="checkbox"/>	21630
Draw-Out Chassis Kit				
3 Pole				
Plug In base	LV429289 <input checked="" type="checkbox"/>	7570	LV432538 <input checked="" type="checkbox"/>	17360
Chassis Side Plate for base	LV429282 <input checked="" type="checkbox"/>	10610	LV432532 <input checked="" type="checkbox"/>	13440
Chassis Side Plate for breaker	LV429283 <input checked="" type="checkbox"/>	5610	LV432533 <input checked="" type="checkbox"/>	7830
4 Pole				
Plug In base	LV429290 <input checked="" type="checkbox"/>	9790	LV432539 <input checked="" type="checkbox"/>	21630
Chassis Side Plate for base	LV429282 <input checked="" type="checkbox"/>	10610	LV432532 <input checked="" type="checkbox"/>	13440
Chassis Side Plate for breaker	LV429283 <input checked="" type="checkbox"/>	5610	LV432533 <input checked="" type="checkbox"/>	7830
Plug In / Withdrawable version Accessories				
Automatic Auxillary Connectors				
1 9-wire fixed connector (for base)	LV429273	1085	LV429273	1085
1 9-wire moving connector (for circuit breaker)	LV429274	770	LV432523 <input checked="" type="checkbox"/>	820
1 support for 2 moving connectors	LV429275	570	LV432525 <input checked="" type="checkbox"/>	570
Manual Auxillary Connectors				
9-wire manual auxiliary connector (fixed + moving)	LV429272	3795	LV429272	3795

Note: Above auxiliary connectors to be used with Plug-in and Withdrawable MCCB when Auxiliary Contact, Shunt, UnderVoltage or Motor Mechanism is used.



BA controller (basic)

- Monitoring of “Normal” source & “Automatic” transfer
- Circuit breaker status indication on front of controller: ON, OFF & fault trip
- Voluntary transfer to “Replacement” source (e.g. energy management commands)

UA controller (advanced)

- Monitoring of “normal” source & “Automatic” transfer
- Circuit breaker status indication on front of controller: on, off & fault trip
- Voluntary transfer to “replacement” source (e.g. energy management commands)
- Delayed (adjustable) shutdown of generator set
- Load shedding & reconnection of non-priority loads
- Transfer to “Replacement” source if one of the phases of the “Normal” phase is absent
- During peak tariff period (energy management commands) forced operation on “Normal” source if “Replacement” source not operational

With NSX100F - NSX630F 36kA 3P MCCB

Breaker for Normal Supply	Breaker for Replacement Supply	3P BA Controller Reference	Unit MRP [₹]	3P UA Controller Reference	Unit MRP [₹]
NSX100F	NSX100F	LV4A3F100100B4	205350	LV4A3F100100U4	224725
NSX160F	NSX100F	LV4A3F160100B4	211915	LV4A3F160100U4	231285
NSX160F	NSX160F	LV4A3F160160B4	217995	LV4A3F160160U4	237365
NSX250F	NSX100F	LV4A3F250100B4	225585	LV4A3F250100U4	244955
NSX250F	NSX160F	LV4A3F250160B4	232145	LV4A3F250160U4	251520
NSX250F	NSX250F	LV4A3F250250B4	245765	LV4A3F250250U4	265140
NSX400F	NSX100F	LV4A3F400100B4*	263520	LV4A3F400100U4*	252275
NSX400F	NSX160F	LV4A3F400160B4*	269065	LV4A3F400160U4*	257220
NSX400F	NSX250F	LV4A3F400250B4*	251035	LV4A3F400250U4*	268310
NSX400F	NSX400F	LV4A3F400400B4	302320	LV4A3F400400U4	321690
NSX630F	NSX160F	LV4A3F630160B4*	242585	LV4A3F630160U4*	259865
NSX630F	NSX250F	LV4A3F630250B4*	253670	LV4A3F630250U4*	270945
NSX630F	NSX400F	LV4A3F630400B4	305330	LV4A3F630400U4	324705
NSX630F	NSX630F	LV4A3F630630B4	308295	LV4A3F630630U4	327665

With NSX100F - NSX630F 36kA 4P MCCB

Breaker for Normal Supply	Breaker for Replacement Supply	4P BA Controller Reference	Unit MRP [₹]	4P UA Controller Reference	Unit MRP [₹]
NSX100F	NSX100F	LV4A4F100100B4	213480	LV4A4F100100U4	232850
NSX160F	NSX100F	LV4A4F160100B4	220850	LV4A4F160100U4	240220
NSX160F	NSX160F	LV4A4F160160B4	222845	LV4A4F160160U4	242215
NSX250F	NSX100F	LV4A4F250100B4	236880	LV4A4F250100U4	256255
NSX250F	NSX160F	LV4A4F250160B4	244200	LV4A4F250160U4	263575
NSX250F	NSX250F	LV4A4F250250B4	247840	LV4A4F250250U4	266300
NSX400F	NSX100F	LV4A4F400100B4*	276005	LV4A4F400100U4*	263365
NSX400F	NSX160F	LV4A4F400160B4*	253460	LV4A4F400160U4*	270735
NSX400F	NSX250F	LV4A4F400250B4*	265515	LV4A4F400250U4*	282790
NSX400F	NSX400F	LV4A4F400400B4	315235	LV4A4F400400U4	334605
NSX630F	NSX160F	LV4A4F630160B4*	263365	LV4A4F630160U4*	280635
NSX630F	NSX250F	LV4A4F630250B4*	275415	LV4A4F630250U4*	292690
NSX630F	NSX400F	LV4A4F630400B4	326375	LV4A4F630400U4	345745
NSX630F	NSX630F	LV4A4F630630B4	337460	LV4A4F630630U4	356835

* Downstream coupling accessories are not available.

Note:

Each reference consists of:

- 2 MCCBs with Motor mechanism & Standard Trip Units.
- 4 Auxiliary contacts 2OF + 2SDE
- 1 Base Plate with IVE unit for mechanical & electrical interlocking
- 1 Downstream coupling accessory is supplied only when both the MCCB are of same Frame size
- Control Unit UA or BA

ATS upto 250A are provided with TMD type trip unit & for 400/630A with Micrologic 2 trip unit as standard.

ATS with MCCBs of other breaking capacities & other versions of trip units can also be supplied. Prices available on request.


Above given references with BA/UA controller are suitable for 415VAC control supply.

UA controller with 220/240V AC is not available

Replace suffix “4” by “2” for BA controller with 220/240V AC control supply.

NORMAL STOCK ITEMS

WE.F. December 21, 2015



BA controller (basic)

- Monitoring of “Normal” source & “Automatic” transfer
- Circuit breaker status indication on front of controller: ON, OFF & fault trip
- Voluntary transfer to “Replacement” source (e.g. energy management commands)

UA controller (advanced)

- Monitoring of “Normal” source & “Automatic” transfer.
- Circuit breaker status indication on front of controller: ON, OFF & fault trip
- Voluntary transfer to “Replacement” source (e.g. energy management commands)
- Delayed (adjustable) shutdown of generator set.
- Load shedding & reconnection of non-priority loads.
- Transfer to “Replacement” source if one of the phases of the “Normal” phase is absent
- During peak tariff period (energy management commands) forced operation on “Normal” source if “Replacement” source not operational

With NSX100N - NSX630N 50kA 3P MCCB

Breaker for Normal Supply	Breaker for Replacement Supply	3P BA Controller Reference	Unit MRP [₹]	3P UA Controller Reference	Unit MRP [₹]
NSX100N	NSX100N	LV4A3N100100B4	209120	LV4A3N100100U4	228495
NSX160N	NSX100N	LV4A3N160100B4	217510	LV4A3N160100U4	236880
NSX160N	NSX160N	LV4A3N160160B4	221710	LV4A3N160160U4	241080
NSX250N	NSX100N	LV4A3N250100B4	227735	LV4A3N250100U4	247110
NSX250N	NSX160N	LV4A3N250160B4	236125	LV4A3N250160U4	255500
NSX250N	NSX250N	LV4A3N250250B4	246405	LV4A3N250250U4	265780
NSX400N	NSX100N	LV4A3N400100B4*	240065	LV4A3N400100U4*	257335
NSX400N	NSX160N	LV4A3N400160B4*	245925	LV4A3N400160U4*	263195
NSX400N	NSX250N	LV4A3N400250B4*	254640	LV4A3N400250U4*	271920
NSX400N	NSX400N	LV4A3N400400B4	306195	LV4A3N400400U4	325565
NSX630N	NSX160N	LV4A3N630160B4*	249965	LV4A3N630160U4*	267240
NSX630N	NSX250N	LV4A3N630250B4*	258630	LV4A3N630250U4*	275900
NSX630N	NSX400N	LV4A3N630400B4	310720	LV4A3N630400U4	330090
NSX630N	NSX630N	LV4A3N630630B4	315235	LV4A3N630630U4	334605

With NSX100N - NSX630N 50kA 4P MCCB

Breaker for Normal Supply	Breaker for Replacement Supply	4P BA Controller Reference	Unit MRP [₹]	4P UA Controller Reference	Unit MRP [₹]
NSX100N	NSX100N	LV4A4N100100B4	216595	LV4A4N100100U4	235970
NSX160N	NSX100N	LV4A4N160100B4	224020	LV4A4N160100U4	243390
NSX160N	NSX160N	LV4A4N160160B4	224450	LV4A4N160160U4	243825
NSX250N	NSX100N	LV4A4N250100B4	238825	LV4A4N250100U4	258195
NSX250N	NSX160N	LV4A4N250160B4	246250	LV4A4N250160U4	265620
NSX250N	NSX250N	LV4A4N250250B4	260990	LV4A4N250250U4	280365
NSX400N	NSX100N	LV4A4N400100B4*	254860	LV4A4N400100U4*	272130
NSX400N	NSX160N	LV4A4N400160B4*	261420	LV4A4N400160U4*	278695
NSX400N	NSX250N	LV4A4N400250B4*	273580	LV4A4N400250U4*	290865
NSX400N	NSX400N	LV4A4N400400B4	327405	LV4A4N400400U4	346775
NSX630N	NSX160N	LV4A4N630160B4*	270840	LV4A4N630160U4*	288110
NSX630N	NSX250N	LV4A4N630250B4*	283000	LV4A4N630250U4*	300280
NSX630N	NSX400N	LV4A4N630400B4	337995	LV4A4N630400U4	357370
NSX630N	NSX630N	LV4A4N630630B4	348600	LV4A4N630630U4	367975

* Downstream coupling accessories are not available.

Note:

Each reference consists of:

- 2 MCCBs with Motor mechanism & Standard Trip Units.
- 4 Auxiliary contacts 2OF + 2SDE
- 1 Base Plate with IVE unit for mechanical & electrical interlocking
- 1 Downstream coupling accessory is supplied only when both the MCCB are of same Frame size.
- Control Unit UA or BA

ATS upto 250A are provided with TMD type trip unit & for 400/630A with Micrologic 2 trip unit as standard.

ATS with MCCBs of other breaking capacities & other versions of trip units can also be supplied. Prices available on request.

Above given references with BA/UA controller are suitable for 415V AC control supply.

UA controller with 220/240V AC is not available

Replace suffix “4” by “2” for BA controller with 220/240V AC control supply.

NORMAL STOCK ITEMS

W.E.F. December 21, 2015

Compact NS

Circuit breakers and switch-disconnectors from 630b to 3200A

- 630A to 3200A
- Breaking Capacity upto 150kA
- Category B MCCBs
- Fixed, Draw out type
- Built-in energy metering (2% accuracy class)
- Smart Integration over Communication Network
- Total Discrimination



2 sizes:

from 630b to 3200A



Compact NS630b to 1600



Compact NS1600b to 3200



Micrologic without Display

Micrologic A

Micrologic E

Micrologic P

LB 200kA	■	■			
L 150kA	■	■	■		
H 70kA	■	■	■	■	■
N 50kA	■	■	■	■	■
	NS630b	NS800	NS1000	NS1250	NS1600

H 85kA	■	■	■	■
N 70kA	■	■	■	■
	NS1600b	NS2300	NS2500	NS3200

With Micrologic Trip Units (Common for ACBs & MCCBs) - Unique Feature of Schneider Electric devices



- Single frame size from 630b to 1600A
- Unique common auxiliary switches from 100A to 1600A
- Breaking Capacity as high as 150kA
- Category B MCCBs

With Micrologic 2.0 Manual Fixed

- LED overload alarm indicator
- Test Facility
- Adjustable neutral protection - N, N/2, OFF for 4 Pole MCCBs
- Adjustable overload (Ir) 0.4 - 1 x In
- Short circuit (Instantaneous) 1.5 - 10 x Ir

Breaking Capacity Icu as per IEC 60947-2	Rated Current [A]	Three Pole Reference	Unit LP [₹]	Four Pole Reference	Unit LP [₹]
With Direct Rotary Handle					
50kA	800	INA_3P33466D <input checked="" type="checkbox"/>	64680	INA_4P33469D	84610
	1000	INA_3P33472D	83020	INA_4P33475D	120460
	1250	INA_3P33478D	99500	INA_4P33480D	152590
70kA	800	INA_3P33467D	79050	INA_4P33470D	101040
	1000	INA_3P33473D	104600	INA_4P33476D	157280
	1250	INA_3P33479D	125450	INA_4P33481D	173250
With Extended Rotary Handle					
50kA	800	INA_3P33466E <input checked="" type="checkbox"/>	67260	INA_4P33469E <input checked="" type="checkbox"/>	87390
	1000	INA_3P33472E <input checked="" type="checkbox"/>	85770	INA_4P33475E <input checked="" type="checkbox"/>	123530
	1250	INA_3P33478E <input checked="" type="checkbox"/>	102360	INA_4P33480E	155990
70kA	800	INA_3P33467E	81770	INA_4P33470E	103980
	1000	INA_3P33473E	107460	INA_4P33476E	160780
	1250	INA_3P33479E	128630	INA_4P33481E	176850

With Micrologic 6.0.A Manual Fixed

- LED overload alarm indicator
- Test Facility
- Adjustable neutral protection - N, N/2, OFF
- With ammeter display & bargraph ## (Bargraph is unique feature of Schneider MCCB)
- Zone Selective Interlocking
- Communication optional
- Individual fault indication by LED

Breaking Capacity Icu as per IEC 60947-2	Rated Current [A]	Three Pole Reference	Unit LP [₹]	Four Pole Reference	Unit LP [₹]
With Direct Rotary Handle					
50kA	800	INA_3P96466D	91620	INA_4P96469D	111550
	1000	INA_3P96472D	109950	INA_4P96475D	147390
	1250	INA_3P96478D	126430	INA_4P96480D	179530
70kA	800	INA_3P96467D	105990	INA_4P96470D	127980
	1000	INA_3P96473D	131530	INA_4P96476D	184220
	1250	INA_3P96479D	152390	INA_4P96481D	200180
With Extended Rotary Handle					
50kA	800	INA_3P96466E	94350	INA_4P96469E	114580
	1000	INA_3P96472E	112930	INA_4P96475E	159700
	1250	INA_3P96478E	129570	INA_4P96480E	181380
70kA	800	INA_3P96467E	108970	INA_4P96470E	131180
	1000	INA_3P96473E	134660	INA_4P96476E	187930
	1250	INA_3P96479E	154290	INA_4P96481E	202030

Remarks: Trip Unit Micrologic 6.0.A

Parameter	Description	Setting
Ir	Adjustable Overload Current	0.4 - 1 x In
tr	Adjustable Overload time delay	0.5 - 24 sec
Isd	Adjustable Short Circuit Current	1.5 - 10 x Ir
tsd	Adjustable Short Circuit time delay	0.1 - 0.4sec & OFF (I ² t ON/OFF)
Ii	Adjustable Instantaneous Current	2 - 15 x In & OFF
Ig	Adjustable Earth Fault Current	0.2 - In (for <1250A) / 500 - 1200A (for >=1250A)
tg	Adjustable Earth Fault time delay	0.1 - 0.4sec & OFF (I ² t ON/OFF)

Display shows readings of I1, I2, I3, In & Earth Fault Current Value. Also Maximeters of Three Phase Currents are stored & displayed. LED bargraph shows the % loading on each phase

Note: For above MCCB with trip unit Micrologic 5.0, 5.0A, 5.0P, 6.0P and MCCB with higher breaking capacities, contact our nearest Sales Office
Functionality of all the above Micrologic is same as that of Masterpact NT/NW ACB.

With Micrologic Trip Units (Common for ACBs & MCCBs) - Unique Feature of Schneider Electric devices



- Single frame size from 630b to 1600A
- Unique common auxiliary switches from 100A to 1600A
- Breaking Capacity as high as 150kA
- Category B MCCBs

With Micrologic 2.0E Manual Fixed (With Embedded Energy Metering)

- LED overload alarm indicator
- Measurement: Ammeter, current demand, voltages (ph-ph, ph-N & unbalance), Power (P,Q,S), power factor, power demand, Energy (Ep, Eq, Es)
- Adjustable neutral protection - N, N/2, OFF for 4 Pole MCCBs
- Communication option & M2C programmable contacts
- Adjustable overload (I_r) 0.4 - 1 x I_n
- Short circuit (Instantaneous) 1.5 - 10 x I_r

Breaking Capacity Icu as per IEC 60947-2	Rated Current [A]	Three Pole Reference	Unit LP [₹]	Four Pole Reference	Unit LP [₹]
With Direct Rotary Handle					
50kA	800	INA_8N3PFM2ED1	87415	INA_8N4PFM2ED1	101495
	1000	INA_10N3PFM2ED1	99895	INA_10N4PFM2ED1	146540
	1250	INA_12N3PFM2ED1	124310	INA_12N4PFM2ED1	180610
70kA	800	INA_8H3PFM2ED1	102680	INA_8H4PFM2ED1	126030
	1000	INA_10H3PFM2ED1	129670	INA_10H4PFM2ED1	185590
	1250	INA_12H3PFM2ED1	151890	INA_12H4PFM2ED1	202460
With Extended Rotary Handle					
50kA	800	INA_8N3PFM2EE1	89390	INA_8N4PFM2EE1	103315
	1000	INA_10N3PFM2EE1	108890	INA_10N4PFM2EE1	148520
	1250	INA_12N3PFM2EE1	126300	INA_12N4PFM2EE1	182585
70kA	800	INA_8H3PFM2EE1	104660	INA_8H4PFM2EE1	127950
	1000	INA_10H3PFM2EE1	131710	INA_10H4PFM2EE1	187560
	1250	INA_12H3PFM2EE1	153880	INA_12H4PFM2EE1	204500

With Micrologic 6.0E Manual Fixed (With Embedded Energy Metering)

- LED overload alarm indicator
- Measurement: Ammeter, current demand, voltages (ph-ph, ph-N & unbalance), Power (P,Q,S), power factor, power demand, Energy (Ep, Eq, Es)
- Adjustable neutral protection - N, N/2, OFF
- With ammeter display & bargraph ## (Bargraph is unique feature of Schneider MCCB)
- Zone Selective Interlocking
- Communication optional
- Individual fault indication by LED

Breaking Capacity Icu as per IEC 60947-2	Rated Current [A]	Three Pole Reference	Unit LP [₹]	Four Pole Reference	Unit LP [₹]
With Direct Rotary Handle					
50kA	800	INA_8N3PFM6ED1	92550	INA_8N4PFM6ED1	117990
	1000	INA_10N3PFM6ED1	124530	INA_10N4PFM6ED1	164270
	1250	INA_12N3PFM6ED1	141995	INA_12N4PFM6ED1	198280
70kA	800	INA_8H3PFM6ED1	120350	INA_8H4PFM6ED1	143640
	1000	INA_10H3PFM6ED1	147400	INA_10H4PFM6ED1	203260
	1250	INA_12H3PFM6ED1	169520	INA_12H4PFM6ED1	220190
With Extended Rotary Handle					
50kA	800	INA_8N3PFM6EE1	98230	INA_8N4PFM6EE1	119875
	1000	INA_10N3PFM6EE1	126560	INA_10N4PFM6EE1	166195
	1250	INA_12N3PFM6EE1	143970	INA_12N4PFM6EE1	200265
70kA	800	INA_8H3PFM6EE1	114350	INA_8H4PFM6EE1	141440
	1000	INA_10H3PFM6EE1	149320	INA_10H4PFM6EE1	205240
	1250	INA_12H3PFM6EE1	171550	INA_12H4PFM6EE1	222115

Remarks: Trip Unit Micrologic 6.0.A

Parameter	Description	Setting
I _r	Adjustable Overload Current	0.4 - 1 x I _n
t _r	Adjustable Overload time delay	0.5 - 24 sec
I _{sd}	Adjustable Short Circuit Current	1.5 - 10 x I _r
t _{sd}	Adjustable Short Circuit time delay	0.1 - 0.4sec & OFF (I _r ON/OFF)
I _i	Adjustable Instantaneous Current	2 - 15 x I _n & OFF
I _g	Adjustable Earth Fault Current	0.2 - I _n (for <1250A) / 500 - 1200A (for ≥1250A)
t _g	Adjustable Earth Fault time delay	0.1 - 0.4sec & OFF (I _r ON/OFF)

Display shows readings of I₁, I₂, I₃, I_n & Earth Fault Current Value. Also Maximeters of Three Phase Currents are stored & displayed.
LED bargraph shows the % loading on each phase

Note: For above MCCB with trip unit Micrologic 5.0, 5.0A, 5.0P, 6.0P and MCCB with higher breaking capacities, contact our nearest Sales Office
Functionality of all the above Micrologic is same as that of Masterpact NT/NW ACB.

NORMAL STOCK ITEMS

W.E.F. December 21, 2015

With Micrologic Trip Units (Common for ACBs & MCCBs) - Unique Feature of Schneider Electric devices



- Single frame size from 630b to 1600A
- Unique common auxiliary switches from 100A to 1600A.
- Typical design of Shunt, Closing & U/V coil for NS>=630A MCCB & Masterpact ACB
- Breaking Capacity as high as 150kA
- Category B MCCBs

With Micrologic 2.0 Electrical Fixed

- LED overload alarm indicator
- Test Facility
- Adjustable neutral protection - N, N/2, OFF for 4 Pole MCCBs
- Adjustable overload (I_r) 0.4 - 1 x I_n
- Short circuit (instantaneous) 1.5 - 10 x I_r

Breaking Capacity Icu as per IEC 60947-2	Rated Current [A]	Three Pole Reference	Unit LP [₹]	Four Pole Reference	Unit LP [₹]
For Control Voltage 220/240V AC					
50kA	800	INA_3P93280_20	108040	INA_4P93284_20	122710
	1000	INA_3P93290_20	127155	INA_4P93294_20	166090
	1250	INA_3P93300_20	144240	INA_4P93304_20	199465
70kA	800	INA_3P93281_20	123035	INA_4P93285_20	145955
	1000	INA_3P93291_20	149545	INA_4P93295_20	204385
	1250	INA_3P93301_20	171290	INA_4P93305_20	220940
For Control Voltage 415V AC					
50kA	800	INA_3P93280_40	108040	INA_4P93284_40	122710
	1000	INA_3P93290_40	127155	INA_4P93294_40	166090
	1250	INA_3P93300_40	144240	INA_4P93304_40	199465
70kA	800	INA_3P93281_40	123035	INA_4P93285_40	145955
	1000	INA_3P93291_40	149545	INA_4P93295_40	204385
	1250	INA_3P93301_40	171290	INA_4P93305_40	220940

With Micrologic 6.0.A Electrical Fixed

- LED overload alarm indicator
- Test Facility
- Adjustable neutral protection - N, N/2, OFF
- With ammeter display & bargraph ## (Bargraph is unique feature of Schneider MCCB)
- Zone Selective Interlocking
- Communication optional
- Individual fault indication by LED

Breaking Capacity Icu as per IEC 60947-2	Rated Current [A]	Three Pole Reference	Unit LP [₹]	Four Pole Reference	Unit LP [₹]
For Control Voltage 220/240V AC					
50kA	800	INA_3P96280_20	136045	INA_4P96284_20	156770
	1000	INA_3P96290_20	155170	INA_4P96294_20	194110
	1250	INA_3P96300_20	172245	INA_4P96304_20	227470
70kA	800	INA_3P96281_20	151040	INA_4P96285_20	173965
	1000	INA_3P96291_20	177550	INA_4P96295_20	232400
	1250	INA_3P96301_20	199300	INA_4P96305_20	248945
For Control Voltage 415V AC					
50kA	800	INA_3P96280_40	136045	INA_4P96284_40	156770
	1000	INA_3P96290_40	155170	INA_4P96294_40	194110
	1250	INA_3P96300_40	172245	INA_4P96304_40	227470
70kA	800	INA_3P96281_40	151040	INA_4P96285_40	173965
	1000	INA_3P96291_40	177550	INA_4P96295_40	232400
	1250	INA_3P96301_40	199300	INA_4P96305_40	248945

Remarks: Trip Unit Micrologic 6.0.A

Parameter	Description	Setting
I _r	Adjustable Overload Current	0.4 - 1 x I _n
t _r	Adjustable Overload time delay	0.5 - 24 sec
I _{sd}	Adjustable Short Circuit Current	1.5 - 10 x I _r
t _{sd}	Adjustable Short Circuit time delay	0.1 - 0.4sec & OFF (I _r ON/OFF)
I _i	Adjustable Instantaneous Current	2 - 15 x I _n & OFF
I _g	Adjustable Earth Fault Current	0.2 - I _n (for <1250A) / 500 - 1200A (for >=1250A)
t _g	Adjustable Earth Fault time delay	0.1 - 0.4sec & OFF (I _r ON/OFF)

Display shows Readings of I₁, I₂, I₃, I_n & Earth Fault Current Value. Also Maximeters of Three Phase Currents are stored & displayed.
LED bargraph shows the % loading on each phase

Note: For above MCCB with trip unit Micrologic 5.0, 5.0A, 5.0P, 6.0P and MCCB with higher breaking capacities, contact our nearest Sales Office
Functionality of all the above Micrologic is same as that of Masterpact NT/NW ACB.

With Micrologic Trip Units (Common for ACBs & MCCBs) - Unique Feature of Schneider Electric devices



With Micrologic 2.0E Electrical Fixed (With Embedded Energy Metering)

- LED overload alarm indicator
- Measurement: Ammeter, current demand, voltages (ph-ph, ph-N & unbalance), Power (P,Q,S), power factor, power demand, Energy (Ep, Eq, Es)
- Adjustable neutral protection - N, N/2, OFF for 4 Pole MCCBs
- Adjustable overload (Ir) 0.4 - 1 x In
- Short circuit (instantaneous) 1.5 - 10 x Ir

Breaking Capacity Icu as per IEC 60947-2	Rated Current [A]	Three Pole Reference	Unit LP [₹]	Four Pole Reference	Unit LP [₹]
For Control Voltage 220/240V AC					
50kA	800	INA_8N3PFE2E0120	129020	INA_8N4PFE2E0120	150125
	1000	INA_10N3PFE2E0120	148420	INA_10N4PFE2E0120	188160
	1250	INA_12N3PFE2E0120	165880	INA_12N4PFE2E0120	222160
70kA	800	INA_8H3PFE2E0120	144240	INA_8H4PFE2E0120	167590
	1000	INA_10H3PFE2E0120	171290	INA_10H4PFE2E0120	227150
	1250	INA_12H3PFE2E0120	193410	INA_12H4PFE2E0120	244020
For Control Voltage 415V AC					
50kA	800	INA_8N3PFE2E0140	129020	INA_8N4PFE2E0140	150125
	1000	INA_10N3PFE2E0140	148420	INA_10N4PFE2E0140	188160
	1250	INA_12N3PFE2E0140	165880	INA_12N4PFE2E0140	222160
70kA	800	INA_8H3PFE2E0140	144240	INA_8H4PFE2E0140	167590
	1000	INA_10H3PFE2E0140	171290	INA_10H4PFE2E0140	227150
	1250	INA_12H3PFE2E0140	193410	INA_12H4PFE2E0140	244020

With Micrologic 6.0E Electrical Fixed (With Embedded Energy Metering)

- LED overload alarm indicator
- Measurement: Ammeter, current demand, voltages (ph-ph, ph-N, unbalance), Power (P,Q,S), power factor, power demand, Energy (Ep,Eq,Es)
- Adjustable neutral protection - N, N/2, OFF
- With ammeter display & bargraph ## (Bargraph is unique feature of Schneider MCCB)
- Zone Selective Interlocking
- Communication optional
- Individual fault indication by LED

Breaking Capacity Icu as per IEC 60947-2	Rated Current [A]	Three Pole Reference	Unit LP [₹]	Four Pole Reference	Unit LP [₹]
For Control Voltage 220/240V AC					
50kA	800	INA_8N3PFE6E0120	146650	INA_8N4PFE6E0120	162920
	1000	INA_10N3PFE6E0120	166140	INA_10N4PFE6E0120	205770
	1250	INA_12N3PFE6E0120	183550	INA_12N4PFE6E0120	239845
70kA	800	INA_8H3PFE6E0120	161970	INA_8H4PFE6E0120	185270
	1000	INA_10H3PFE6E0120	188960	INA_10H4PFE6E0120	244830
	1250	INA_12H3PFE6E0120	211130	INA_12H4PFE6E0120	261750
For Control Voltage 415V AC					
50kA	800	INA_8N3PFE6E0140	146650	INA_8N4PFE6E0140	167800
	1000	INA_10N3PFE6E0140	166140	INA_10N4PFE6E0140	205770
	1250	INA_12N3PFE6E0140	183550	INA_12N4PFE6E0140	239840
70kA	800	INA_8H3PFE6E0140	161970	INA_8H4PFE6E0140	185270
	1000	INA_10H3PFE6E0140	188960	INA_10H4PFE6E0140	244830
	1250	INA_12H3PFE6E0140	211130	INA_12H4PFE6E0140	261750

Accessories

For Compact NS630b - 1600A

Type	Voltage	Shunt Release Reference	Unit LP [₹]	Undervoltage Reference	Unit LP [₹]
Voltage Releases					
AC 50/60 Hz	24 V	33659	5300	33668	5500
	48 V	33660		33669	
	110-130 V	33661 <input checked="" type="checkbox"/>		33670	
	220-240 V	33662 <input checked="" type="checkbox"/>		33671 <input checked="" type="checkbox"/>	
	380-415 V	33664		33673 <input checked="" type="checkbox"/>	
DC	24 V	33659	5300	33668	5500
	48 V	33660		33669	
	125 V	33661 <input checked="" type="checkbox"/>		33670	
	250 V	33662 <input checked="" type="checkbox"/>		33671 <input checked="" type="checkbox"/>	

Description	NS630b to 1600 Reference	Unit LP [₹]
Spreaders (Set of 3) 3P	33622 <input checked="" type="checkbox"/>	8610
Spreaders (Set of 4) 4P	33623 <input checked="" type="checkbox"/>	10710

NORMAL STOCK ITEMS

W.E.F. December 21, 2015



- Interpact INS-INV Range becomes Compact-INS and Compact-INV Range.
- For Low Voltage Circuit Control and Isolation - Incomers for Distribution Boards
- Conforms to IEC 60947-3/IS 13947 - 3
 - Rated operational voltages 500V/690V
 - Range 40A to 2500A
 - Rated operational current @ AC 23A
 - No deration upto 60° C
 - Positive contact indication
 - Common accessories with Compact NSX/single auxillary contact
 - Making capacity enhanced with Compact NSX upstream

Pole Description	Rated Operational Current	Reference	Unit LP [₹]
------------------	---------------------------	-----------	-------------

Interpact Range of Switch Disconnectors

3-Pole	40 A AC-23A	28900	3960
	63 A AC-23A	28902	4920
	100 A AC-23A	28908	5790
	125 A AC-23A	28910	6140
	160 A AC-23A	28912	7020
	200 A AC-23A	31102	11890
	250 A AC-23A	31106	12550
	320 A AC-23A	31108	20450
	400 A AC-23A	31110	23040
	630 A AC-23A	31114	23700
4-Pole	40 A AC-23A	28901	4420
	63 A AC-23A	28903	5230
	100 A AC-23A	28909	6140
	125 A AC-23A	28911	6850
	160 A AC-23A	28913	7560
	200 A AC-23A	31103	13270
	250 A AC-23A	31107	13940
	320 A AC-23A	31109	23680
	400 A AC-23A	31111	24450
	630 A AC-23A	31115	27400

Interpact Changeover Systems (complete assembly)

3-Pole	100 A AC-23A	31140	34850
	160 A AC-23A	31144	37940
	200 A AC-23A	31142	41730
	250 A AC-23A	31146	42895
	320 A AC-23A	31148	70930
	400 A AC-23A	31150	75730
	630 A AC-23A	31154	80895
4-Pole	100 A AC-23A	31141	39755
	160 A AC-23A	31145	43485
	200 A AC-23A	31143	49235
	250 A AC-23A	31147	50950
	320 A AC-23A	31149	77375
	400 A AC-23A	31151	83875
630 A AC-23A	31155	91445	

Description	Reference	Unit LP [₹]
-------------	-----------	-------------

Accessories

Optional front extended rotary handle INS 250 - black handle (Switch Disconnector)	LV431050	3625
Optional front extended rotary handle INS 320..630 - black handle (Switch Disconnector)	31052	5135
Optional front extended rotary handle INS 40..160 - black handle (Switch Disconnector)	LV428941	1840
6 phase separators - INS100..160	28959	760
6 phase separators - INS250	29329	720
6 phase separators - INS400..630	LV432570	720

Masterpact NT and NW



- 630A to 6300A
- Breaking Capacity upto 150kA
- Fixed, Draw out type
- Solution for 690V and 1000V
- Earthing switch version
- Flexible terminal orientation enables horizontal or vertical alignment changes in the field*
- DC Circuit Breaker version
- Built-in energy metering (2% accuracy class)
- Smart Integration over Communication Network
- Total Discrimination

3 sizes



Masterpact NT 630 to 1600A



Masterpact NW 800 to 4000A



Masterpact NW 4000 to 6300A



Micrologic E Micrologic P Micrologic H

L1 150kA	■	■	■		
H2 50kA	■	■	■	■	■
H1 42kA	■	■	■	■	■
	NT 06	NT 08	NT 10	NT 12	NT 16
L1 150kA	■	■	■	■	■
H3 150kA		■	■	■	■
H2 100kA	■	■	■	■	■
H1 65kA	■	■	■	■	■
N1 42kA	■	■	■	■	■
	NW08	NW10	NW12	NW16	NW20
		NW25	NW32	NW40	
H2 150kA	■	■	■		
H1 100kA	■	■	■		
	NW 40b	NW 50	NW 63		

* Not possible for 4000A and 6300A only VV type

Masterpact NT and NW

Selection Guide

Range	Current Rating	Type	Pole	Operating Mechanism	Installation	Protection No.	Type
NW	06	N1	3P	M	F	2.0	E
NT	08	H1	4P	E	DO	5.0	P
	10	H2				6.0	H
	12	H3				7.0	-
	16	H10				0	-
	20	L1					
	25	NA					
	32	HA					
	40	HF					
	40b	HA10					
	50						
63							

		Type	
		E	Energy Parameters
		P	Power Parameters
		H	Harmonics Parameters
		-	Switch Disconnecter
		Protection No.	
		2.0	LI Protection
		5.0	LSI Protection
		6.0	LSIG Protection
		7.0	LSIV Protection
		0	No protection for switch disconnector
		Type of Installation	
		F	Fixed
		DO	Drawout
		Operating Mechanism	
		M	Manually Operated ACB/SD
		E	Electrically Operated
		MCH + XF + MX	
		Number of Poles	
		3P	3 Poles
		4P	4 Poles
		Breaking Capacity	
		N1	42kA (in NW only upto 1600A)
		H1	42kA (in NT) and 65kA (in NW)
		H2	50kA (in NT) and 100kA (in NW upto 4000A, frame 1)
		H3	150kA (in NW upto 4000A, frame 1)
		H10	available for 1000V NT and NW (upto 4000A, frame 1)
		L1	150kA current limiting breaker (upto 1000A in NT and upto 2000A in NW)
		NA	Switch disconnector upto 1600A in NW
		HA	Switch disconnector upto 1600A in NW and NT
		HF	Switch disconnector upto 4000A in NW
		HA10	Switch disconnector for 1000V NT
		Current Rating	
		06	630A Available in NT
		08	800A Available in NT and NW
		10	1000A Available in NT and NW
		12	1250A Available in NT and NW
		16	1600A Available in NT and NW
		20	2000A Available in NW
		25	2500A Available in NW
		32	3200A Available in NW
		40	4000A Available in NW
		40b	4000A Available in NW
		50	5000A Available in NW
		63	6300A Available in NW

Example 1: **NW32H14PEDO6.0E**

NW	32	H1	4P	E	DO	6.0	E
Masterpact NW	3200A	65kA	4 Pole	Electrical operated	Drawout	LSIG Protection	Trip unit with Energy Metering

Example 2: **NT08H13PMF6.0P**

NT	08	H1	3P	M	F	6.0	P
Masterpact NT	800A	42kA	3 Pole	Manually operated	Fixed	LSIG Protection	Trip unit with Power Metering

Micrologic name codes

2.0 E
X Y Z

X: type of protection

- 2 for basic protection
- 5 for selective protection
- 6 for selective + earth-fault protection
- 7 for selective + earth-leakage protection.

Y: control-unit generation

Identification of the control-unit generation.
"0" signifies the first generation.

Z: type of measurement

- E for "Energy"
- P for "power meter"
- H for "harmonic meter".



Measurements and programmable protection

E: Energy

- $I_1, I_2, I_3, I_N, I_{\text{earth-fault}}, I_{\text{earth-leakage}}$ and maximeter for these measurements
- fault indications
- settings in amperes and in seconds.
- calculates the current demand value
- "Quickview" function for the automatic cyclical display of the most useful values (as standard or by selection).

P: E + power meter + programmable protection

- measurements of V, A, W, VAR, VA, Wh, VARh, VAh, Hz, Vpeak, Apeak, power factor and maximeters and minimeters
- IDMTL long-time protection, minimum and maximum voltage and frequency, voltage and current imbalance, phase sequence, reverse power
- load shedding and reconnection depending on power or current
- measurements of interrupted currents, differentiated fault indications,

- maintenance indications, event histories and time-stamping, etc.




H: P + harmonics

- power quality: fundamentals, distortion, amplitude and phase of harmonics up to the 31st order
- waveform capture after fault, alarm or on request
- enhanced alarm programming: thresholds and actions.



Micrologic Trip unit

Energy efficiency, now within your reach

				
		E 'Energy'	P 'Power'	H 'Harmonics'
Measurement	Current , maximeter	●	●	●
	Voltage, PF, Power, demand, energy	●	●	●
	Cos- , frequency, per phase, advanced protection		●	●
	Harmonics, waveform capture, enhanced alarms			●
Protection	2 (L, I)	2.0 E		
	5 (L, S, I)	5.0 E	5.0 P	5.0 H
	6 (L, S, I, G)	6.0 E	6.0 P	6.0 H
	7 (L, S, I, V)		7.0 P	7.0 H

Solar PVDC ACB Offer

Masterpact NW HADCD -PV switch disconnectors



- 2000A and 4000A @ 1000V DC
- Short Circuit Withstand Capacity upto 85kA 1sec
- Fixed and Draw out type
- High Mechanical and Electrical life

Safer photovoltaic Energy Generation



For prices please contact nearest Sales Office

ATS Kit

Suitable for Masterpact NT/ NW ACB

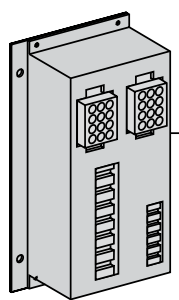
This Kit comprises of :

- > Adaptation fixture & set of two cables for mechanical interlocking
- > IVE unit for Electrical Interlocking
- > ACP control Plate
- > UA/BA controller

***Note:** For ATS with Masterpact NT/NW ACB, order 2 nos. of ACB's with ready to close PF contact + 1 no. ATS Kit



ACP unit



IVE unit



Controller



Mechanical interlocking using cable

Description	Reference	Unit MRP [₹]
ATS Kit for Masterpact NT EDO type with BA 415VAC controller	INA_NTDOB4	126500
ATS Kit for Masterpact NT EDO type with UA 415VAC controller	INA_NTD0U4	145115
ATS Kit for Masterpact NW EDO type with BA 415VAC controller	INA_NWDOB4 <input checked="" type="checkbox"/>	137050
ATS Kit for Masterpact NW EDO type with UA 415VAC controller	INA_NWDOU4 <input checked="" type="checkbox"/>	174138

**ATS Kit with for Fixed Breaker and BA controller with 240VAC, contact our nearest Sales Office

Earth Leakage Protection is obtained by:

- Installing a Micrologic 7.0.A control unit (Compact NS800 - 3200A/ Masterpact NT/NW ACB)
- Using Vigirex Relays and separate Toroids or Rectangular Sensors

Vigirex Relays



Vigirex Relays may be used to add external Earth Leakage Protection to Circuit Breakers

- Sensitivity Adjustments from 30mA to 30A and time delay settings from (0-4.5 seconds)
- Closed Toroid up to 630A (30 to 300mm in diameter), Split Toroid up to 250A (46 to 110mm in diameter) or
- Rectangular sensor up to 3200A
- 400Hz Distribution System

Note: For further details, please contact our nearest Sales Office.

Type	Control Voltage	Din rail mount Reference	Unit MRP [₹]	Front panel mount Reference	Unit MRP [₹]
RH10 with local manual fault reset	220/240VAC	56130	9315	56230	10230
Sensitivity=0.03A	380/415VAC	56140		56240	
RH99 with local manual fault reset	220/240VAC	56173	14790	56273	16010
Sensitivity = 0.03- 30A & time delay= 0-4.5s	380/415VAC	56174	15530	56274	16815
RH197P with local manual or automatic fault reset	220/240VAC	-	-	56507*	18105
Sensitivity = 0.03- 30A & time delay= 0-4.5s	380/415VAC	-	-	56508*	
RH197P with local manual or automatic fault reset	220/240VAC	-	-	56512**	18285
Sensitivity = 0.03- 30A & time delay= 0-4.5s	380/415VAC	-	-	56513**	

* alarm at 50% of fault threshold

** alarm at 100% of fault threshold

Vigirex Sensors

Type	Ie(A) Rated operational Current	Inside diameter (mm)	Reference	Unit MRP [₹]
TA30	65	30	50437	6230
PA50	85	50	50438	8700
IA80	160	80	50439	10350
MA120	250	120	50440	12460
SA200	400	200	50441	19360
GA300	630	300	50442	43210

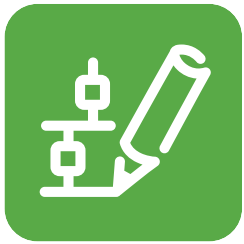
Note: For vigirex relay with monitoring and communication facility, contact nearest sales office.

“Ecodial Advance Calculation 4” sizing software

The reference tool for
electrical installations
compliant and
performant



Unequaled benefits



For you

Time savings and increased productivity

- > User-friendly and intuitive software.
- > Verification of electrical network consistency prior to calculation of solutions.
- > Errors reported and identified on the single-line diagram.
- > Calculation reports and information immediately usable (deliverables ready to use: single Word document, printable and convertible to PDF).

High added value level

- > Consideration of the installation operating modes and the need for continuity of supply.
- > Consistency of choices between calculated switchgear and proposed equipment (for example: compatibility between switchgear and switchboard or Canalis).
- > Harmonisation of the protection schedule:
- > Ecodial Advance Calculation 4 lets you easily customise the protection choices out of the alternatives.

Enhanced expert image

- > Compliance with calculation standards: compliance with the CENELEC TR50480 technical report.
- > Compliance with installation standards: non-conformities are automatically reported.
- > Compliance with product standards: all recommended Schneider Electric products comply with applicable standards.
- > Guarantee of having the most up-to-date offers.
- > Complete study file: automatic generation of design notes and cable and protection schedule.

For your customers

Shorter design times

- > No time wasted in calculation, search for current products conforming to standards, processing of data and deliverables, etc.

Installation conforming to applicable standards

- > Complete compliance with calculation and installation standards.
- > Guaranteed safety of persons and equipment.

Reworking to conformity of the existing installation.

Optimised latest generation solution

- > Installation operating constraints and need for continuity of supply are taken into account as from the design stage.

> Choice of products out of the latest Schneider Electric ranges.

Life Is On

Schneider
Electric

Schneider Electric India Pvt. Ltd.

Corporate Office: 9th Floor, DLF Building No. 10, Tower C, DLF Cyber City, Phase II, Gurgaon 122002 Haryana
Tel.: ++91 124 3940400 Fax: ++91 124 4222036/ 037

Ahmedabad

Schneider Electric India (P) Ltd.
42 A, 4th Floor, Space House,
Opp. Sri Krishna Centre,
Mithakali Six Roads,
Ahmedabad-380009
Tel.: 079-3940400

Coimbatore

Schneider Electric India (P) Ltd.
No. -104, Classic Tower, 3rd Floor,
Trichy Road, Coimbatore-641018
Tel.: 0422-3940400

Ludhiana

Schneider Electric India (P) Ltd.
Office No. - 3, 5th Floor, Novelty Plaza
Bhaiwala Chowk
Ludhiana- 140001
Tel.: 0161- 4656672-75

Secunderabad

D.No. 1-8-271, # 401, Ashoka Bhoopal
Chambers, SP Road,
Secunderabad - 500003
Tel.: 04039404000
Fax.: 040-39131313

Bangalore

Schneider Electric India (P) Ltd.
4th floor, Electra, Wing A,
Exora Business Parks, Marathahalli
Sarjapur Outer Ring Road,
Bangalore - 560103
Tel.: 080 4333 3333

Jaipur

Schneider Electric India (P) Ltd.
Jaipur Business Centre 309, 3rd
Floor,
Sangam Tower 190, Church Road,
Jaipur - 302001
Tel.: 0141-3912903

Mumbai

Schneider Electric India (P) Ltd.
Marwah House, 2nd Floor
Krishanlal Marwah Marg,
Andheri (East), Mumbai - 400072
Tel.: 91-22-30263300

Vadodara

Schneider Electric India (P) Ltd.
Ground Floor, Vanijya Bhavan Race Course
Circle
Alkapuri, Vadodara - 390007
Tel.: 0265-3940400

Chandigarh

Schneider Electric India (P) Ltd.
2nd Floor of Tower A
Bestech Business Tower
Sector-66
Mohali- 160059
Tel.: 0172-3324500

Kolkata

Schneider Electric (I) Pvt. Ltd.,
BP-4, Sector-V
Technopolis
3rd floor, Salt Lake City
Kolkata- 700 091
Tel.: 033-333640100-101

Nagpur

Schneider Electric India (P) Ltd.
Fortune Business Centre, 6,
Basant Vihar, W.H.C Road
Shankar Nagar, Nagpur- 440010
Tel.: 0712-2558581

Vishakhapatnam

Schneider Electric India (P) Ltd.
Ratnam's Business Centre,
D.N.10-1-43, 1st Floor
Siripuram Fort, C.B.M. Compound,
Visakhapatnam- 530016
Tel.: 0891 - 2508990

Chennai

Schneider Electric India (P) Ltd.
172, Punamallee Bypass Road
Chennai- 600056.
Tel.: 91-44-30962300

Lucknow

Schneider Electric India (P) Ltd.
1st Floor, Asha Bhawan 27 / II -A,
Gokhale Marg, Lucknow- 226001
Tel.: 0522-4006010

Pune

Schneider Electric India (P) Ltd.
1st Floor, R.B. Business Centre
Above Dass Electronics
Sanghvi Nagar, Aundh, Pune- 411007
Tel.: 020-39404000

Cochin

Schneider Electric India (P) Ltd.
41 / 406- D1, 3rd Floor, Beejay Towers,
Rajaji Road Cochin- 682035
Tel.: 0484-3048401

For more information, visit our website at: www.schneider-electric.co.in

Customer Care Centre

Monday-Saturday, 9 a.m. to 8 p.m.

Toll-free numbers: 1800 425 4272, 1800 103 0011

Email: customercare.in@schneider-electric.com

- All Prices are in Indian Rupees.
- Prices are subject to change without notice.
- Prices charged will be as prevailing on the date of dispatch.
- Maximum Retail Price (MRP) is inclusive of all taxes.

Distributor