

Life Is On

Schneider
Electric

 Price List


Low Voltage Distribution Products

With effect from February 03rd, 2025




se.com/in

EasyPact CVS:

■ Range Overview (up to 630A) 	10
■ MCCBs for Distribution Network	11
■ EasyPact CVS Switch Disconnecter Version	15
■ Accessories	16
■ Range Overview (800A to 1250A)	19
■ MCCB for Distribution Network	21

Moulded Case Circuit Breakers:**ComPact NSX:**

■ Range Overview (up to 630A) 	28
■ MCCBs for Distribution Network	29
■ Circuit Breakers for Motor Protection	32
■ Accessories	34
■ Unique Modular Ground Fault Protection	37

ComPact NS:

■ Range Overview	40
■ New Gen Compact NS	41

EasyPact EZC 42**Earth Leakage Protection:**

■ Vigirex - Earth Leakage Protection Relay	43
--	----

Switch Disconnector:

■ ComPact- INS & INV Switch Disconnectors	44
■ Switch Disconnector fuse units - range overview	45
■ FuPact Switch Disconnector and Accessories	46

Air Circuit Breakers:**MasterPacT MTZ Active:** 

■ Range Overview	48
------------------	----

MasterPact NT/NW:

■ Range Overview	50
■ Micrologic Trip system	51
■ ATS Kit range	51

EasyPact MVS:

■ Range Overview	53
■ ET/ETA/ETV Trip System	54
■ Draw-out type Circuit breakers and Switch Disconnectors	55
■ Fixed type Circuit breakers and Switch Disconnectors	57
■ Accessories	59
■ EasyPact™ MVS T3 at 1140V AC	60

EasyPact SPS:

■ Range Overview	61
■ Draw-out type Circuit breakers and Switch disconnector	62
■ Fixed type Circuit breaker and Switch disconnector	63
■ Accessories	63

Automatic Transfer Switch:

■ Range Overview	64
■ ASCO 7000 SERIES IEC Medium Voltage	65
■ ATS (ASCO) Series 7000/300	67
■ ATS WOTPC	68
■ TransferPacT Active Automatic	70
■ TransferPacT Active Automatic Coordination Table	72
■ WATSN (ATS and RTS)	77
■ WATSN Coordination Table	78



Environmental Data Program

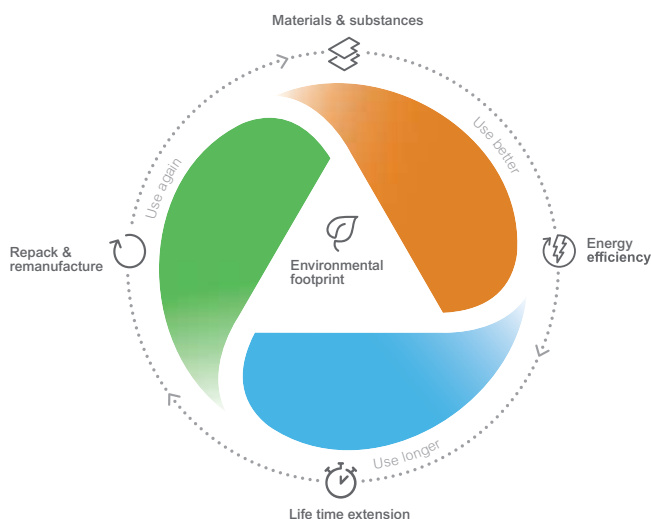


Next-level transparency for better-informed product choices

The Environmental Data Program is a framework for how we measure, categorize, and compare the environmental attributes and footprint of our products.

Using a rigorous, fact-based methodology, the program provides environmental data from across the product lifecycle.

Five data categories across the product lifecycle



Use Better: How sustainable a product is, including environmental footprint, materials and substances, packaging, and energy efficiency.

Use Longer: How a product's life time can be effectively extended in terms of reparability and updatability.

Use Again: How a product can be reused, from dismantling and remanufacturing to recyclability and manufacturer take back.

With this transparent, verified data, customers and partners are empowered to make conscious environmental choices and accurately evaluate and report on sustainability performance.

All our hardware offers have an associated environmental data available on se.com product pages.

EcoStruxure™ Facility Expert

Designed to keep you in touch with your equipment

Say goodbye to paperwork, outdated files, conflicting information, missing documents, and unplanned maintenance.

Say hello to extended insights, easier maintenance, greater productivity and information at your fingertips.

Because now, your electrical system becomes your partner with a simple QR code.



Collaborate and get things done!

- **Toss the papers!** Group user manuals, single-line drawings, photos, factory and site acceptance test reports, spare parts lists and more behind a simple QR code.
- **Get crucial data organized!** Free collaborative digital tool enables you to share information with your partners and team members.



Simplify and manage maintenance activities

- **Ease the set up of preventive maintenance plans** with auto-generated maintenance templates.
- **Streamline maintenance and operation** by assigning tasks and centralizing maintenance schedules, logs and reports.
- Leverage your digital community to **solve issues quickly**.
- **Keep your installation healthy** and maximize its life.

Scan and Download
For free access to EcoStruxure™ Facility Expert



Scan to know more
About how EcoStruxure™ Facility Expert can help you manage your equipment better





Product Selector

-Select Schneider products through digital tool

Product selector is an online software tool embedded in Schneider website or in distributor's website to help selecting the right product with its accessories. Product Selector aims at providing a fast, secure and smart way of selecting products. It includes the selection of the basic frame, control unit, accessories and Digital Modules. Compared with the traditional way of filling up order forms or specifying customer functions, it brings the following benefits:

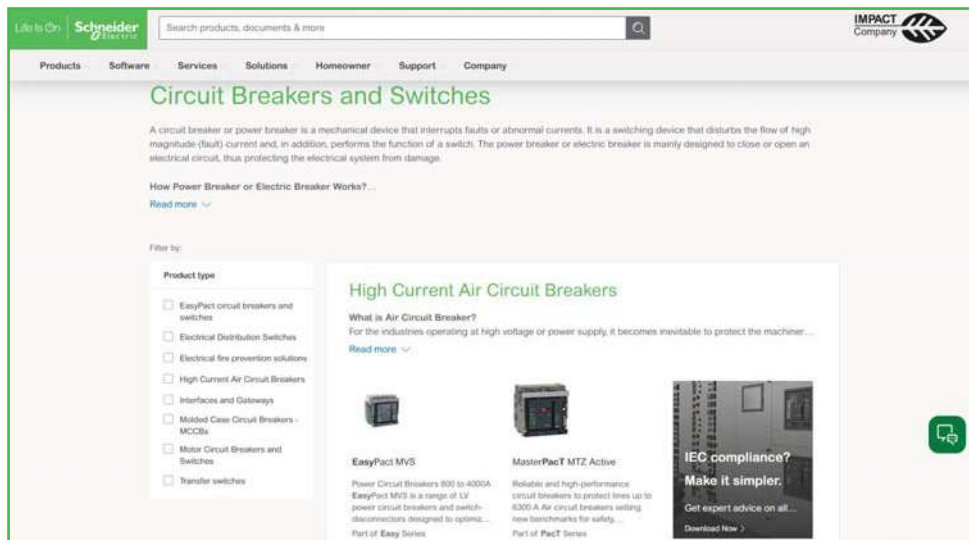
Easy access: no login, direct access on Schneider's website or on the website of distributor

Reliable: The compatibility between the main product and the accessories is constantly tested

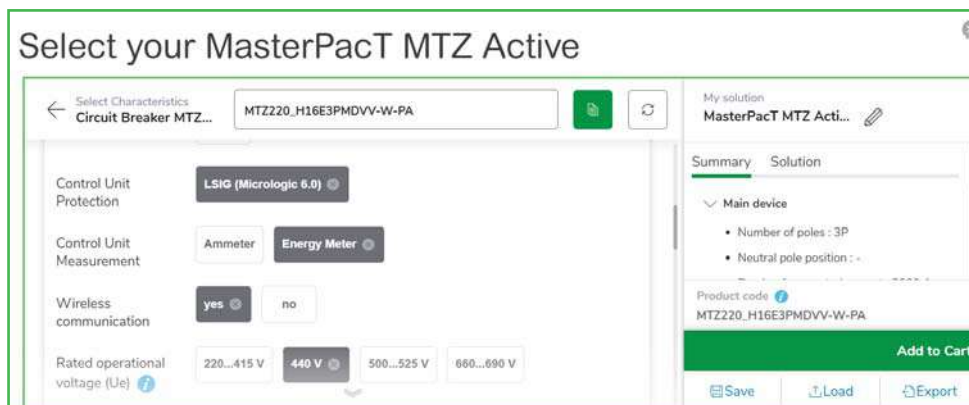
Wide coverage: more than 130 Schneider ranges are available (MasterPact)

Choose Products in simple steps:

1. Go to range page on se.com



2. Click on Launch Product Selector



MasterPact MTZ Active



MasterPact MTZ with MicroLogic Active. Ready to act.

Safety

Energy Reduction Maintenance Settings (ERMS) enhance protection against arc flash hazards

Application-specific integrated circuits (ASICs) increase IP safety, improve reliability, and reduce cost

NFC **Near Field Communication (NFC)** provides remote access via a smartphone and the EcoStruxure Power Device app

Flexibility

USB-C port allows **quick setup** and reflects latest communications best practices

User-friendly interface facilitates operation, diagnostics, and maintenance

Alarms can be customized to voltage requirements of different machines and applications

Continuity

Industry-first QR code solution provides immediate access to the root cause of outages and advises the best action to remedy them

Fast-trip capability prevents power overloads, safeguarding people and property

Simplicity

Field-swappable control unit allows last-minute changeouts, eliminating entire breaker replacements and avoiding project delays

Intuitive control unit allows quick setting of all protection functions

EasyPact™ CVS

Molded-case circuit breakers and
switch-disconnectors from 16 to 630A



se.com/in

Life Is On

Schneider
Electric

EasyPact CVS

Easy Choice for Quality and Value




















































- **EasyPact CVS** MCCBs upto 630A is the easy choice for all your most common electrical distribution applications
- **EasyPact CVS** also available with Electronic Trip release LSol from 40A to 250A
- Encapsulated double break roto technique ensures outstanding current limiting capability
- High electrical / mechanical endurance for enhanced service life
- Single accessory reference for different functions – on/off, trip and fault trip – improves shop floor efficiency
- Separate electrical fault indication for ease of fault diagnosis
- Class 2 front face, Locking in off position, Suitable for Isolation
- Optimized footprint in two frame sizes


Range Details:

- Breaking capacity 25kA to 50kA, $I_{cs} = 100\% I_{cu}$
- TMD, MA, Electronic trip units (LSol protection 40A to 630A)
- Electronic trip units (LSIG protection 25A to 630A)
- 3P & 4P versions available
- Common accessories upto 630A

- BIS Certified 
- Ics = 100% Icu as per IEC 60947-2

Breaking Capacity as per IEC 60947-2	Rated Current	Three Pole Reference	Unit MRP [₹]	Four Pole Reference	Unit MRP [₹]
EasyPact CVS 100 to 630A Overload Setting (Ir) 0.7 - 1 x In					
25kA	16A	LV510300 	9190	LV510310	12780
	25A	LV510301 	9190	LV510311 	12780
	32A	LV510302 	9190	LV510312 	12780
	40A	LV510303 	9190	LV510313 	12780
	50A	LV510304 	9190	LV510314	12780
	63A	LV510305 	9190	LV510315 	12780
	80A	LV510306 	9190	LV510316 	12780
	100A	LV510307 	9240	LV510317 	12780
	125A	LV516302 	13520	LV516312 	16550
	160A	LV516303 	17640	LV516313 	21150
200A	LV525302 	23360	LV525312	29200	
Breaking Capacity as per IEC 60947-2	Rated Current	Three Pole Reference	Unit MRP [₹]	Four Pole Reference	Unit MRP [₹]
25kA	250A	LV525303 	27330	LV525313	33440
EasyPact CVS 100 to 630A Overload Setting (Ir) 0.7 - 1 x In					
36kA	16A	LV510330 	12570	LV510340	15700
	25A	LV510331 	12570	LV510341	15700
	32A	LV510332 	12570	LV510342 	15700
	40A	LV510333 	12570	LV510343 	15700
	50A	LV510334 	12570	LV510344	15700
	63A	LV510335 	12570	LV510345 	15700
	80A	LV510336 	12570	LV510346	15700
	100A	LV510337 	12570	LV510347 	15700
	125A	LV516332 	13960	LV516342	17330
	160A	LV516333 	18490	LV516343	22020
200A	LV525332	26630	LV525342 	32990	
Breaking Capacity as per IEC 60947-2	Rated Current	Three Pole Reference	Unit MRP [₹]	Four Pole Reference	Unit MRP [₹]
36kA	250A	LV525333	29530	LV525343 	36550
	320A	LV540305	38490	LV540308 	47750
	400A	LV540306	38710	LV540309 	48170
	500A	LV563305 	43880	LV563308 	55580
	630A	LV563307 	50250	LV563310 	63420
EasyPact CVS 100 to 630A Overload Setting (Ir) 0.7 - 1 x In					
50kA	16A	LV510470 	17060	LV510480	20970
	25A	LV510471	17060	LV510481	20970
	32A	LV510472 	17060	LV510482 	20970
	40A	LV510473	17060	LV510483	20970
	50A	LV510474	17060	LV510484	20970
	63A	LV510475 	17060	LV510485 	20970
	80A	LV510476 	17060	LV510486	20970
	100A	LV510477 	17060	LV510487 	20970
	125A	LV516462 	22180	LV516467	24270
	160A	LV516463 	24000	LV516468	28580
200A	LV525452	31060	LV525457 	39030	
Breaking Capacity as per IEC 60947-2	Rated Current	Three Pole Reference	Unit MRP [₹]	Four Pole Reference	Unit MRP [₹]
50kA	250A	LV525453	33400	LV525458 	41150
	320A	LV540315 	41690	LV540318	51540
	400A	LV540316 	42000	LV540319 	52490
	500A	LV563315 	48700	LV563318	61450
	630A	LV563317 	53050	LV563320 	69440


For Details on stockable and non-stockable status, technical parameter, please Contact Customer Care Centre

 NORMAL STOCK ITEMS

W.E.F. February 03rd, 2025



EasyPact CVS 40 to 630A with Electronic Trip Unit ETS 2.2 and ETS 2.3

- BIS Certified 
- Ics = 100% Icu as per IEC 60947-2
- Suitable for Isolation
- Adjustable Overload from 0.4 to 1 x In
- Adjustable Short Circuit from 1.4 to 10 x Ir
- Adjustable Neutral Protection - N, N/2, OFF for 4 Pole MCCB
- Inbuilt Thermal Memory

Breaking Capacity Ics as per IEC 60947-2	Rated Current	Three Pole Reference	Unit MRP [₹]	Four Pole Reference	Unit MRP [₹]
EasyPact CVS 40 to 250A					
25KA	40	LV510550	23830	LV510580	30660
	100	LV510551	23830	LV510581	30660
	160	LV516505	30430	LV516508	38810
	250	LV525505	39990	LV525508	51290
36KA	40	LV510552	24220	LV510582	30800
	100	LV510553	24220	LV510583	30800
	160	LV516506	30970	LV516509	42800
	250	LV525506	41870	LV525509	58020
50KA	40	LV510554	29050	LV510584	39310
	100	LV510555	29050	LV510585	40490
	160	LV516507	36820	LV516510	47890
	250	LV525507	47820	LV525510	62150

Breaking Capacity Ics as per IEC 60947-2	Rated Current	Three Pole Reference	Unit MRP [₹]	Four Pole Reference	Unit MRP [₹]
EasyPact CVS 400 to 630A					
36 kA	400A	LV540505 <input checked="" type="checkbox"/>	47110	LV540506 <input checked="" type="checkbox"/>	60700
	630A	LV563505 <input checked="" type="checkbox"/>	51780	LV563506 <input checked="" type="checkbox"/>	68720
50 kA	400A	LV540510 <input checked="" type="checkbox"/>	51710	LV540511 <input checked="" type="checkbox"/>	66950
	630A	LV563510 <input checked="" type="checkbox"/>	56310	LV563511 <input checked="" type="checkbox"/>	73630

For details on non-standard references, technical parameters, stockable and non-stockable status, please contact Customer Care Centre.

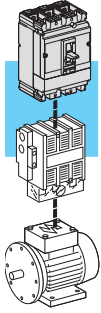
NORMAL STOCK ITEMS

W.E.F. February 03rd, 2025

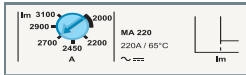
BIS Certified 

Circuit Breakers for Motor Protection

Breaking Capacity 50kA, Ics=100%Icu



Current Rating	Magnetic setting	2.5	6.3	12.5	25	50	100	150	220	320	500	
CVS 100	I _m = I _n x ...	6...14 x I _n										
CVS 160/250								9...14 x I _n				
CVS 400										6...13 x I _n		
CVS 630											6...13 x I _n	



Frame 1	2.5 to 220A
Frame 2	320 to 500A

With Magnetic Trip Unit MA Type

Breaking Capacity I _{cs} as per IEC 60947-2	Rated Current	Three Pole Reference	Unit MRP [₹]
50kA	2.5A	LV510450	12580
	6.3A	LV510451	12580
	12.5A	LV510452 <input checked="" type="checkbox"/>	13680
	25A	LV510453 <input checked="" type="checkbox"/>	18180
	50A	LV510454 <input checked="" type="checkbox"/>	18450
	100A	LV510455 <input checked="" type="checkbox"/>	18750
	150A	LV516451 <input checked="" type="checkbox"/>	23730
Breaking Capacity I _{cs} as per IEC 60947-2	Rated Current	Three Pole Reference	Unit MRP [₹]
50kA	220A	LV525442 <input checked="" type="checkbox"/>	25030
	320A	LV540552 <input checked="" type="checkbox"/>	38310
	500A	LV563552	47420


For details on non-standard references, technical parameters, stockable and non-stockable status, please contact Customer Care Centre.

NORMAL STOCK ITEMS

W.E.F. February 03rd, 2025



EasyPact CVS with built-in LSIG Electronic trip unit ETS 6

- BIS Certified 
- Rated Current, In (A) – 25, 40, 100, 160, 250, 400, 630
- Breaking capacity (Icu=Ics) (kA) at 415V – 25 (only up to 250A), 36, 50
- 3 Pole and 4 pole versions.
- Built-in μ P based trip unit having protection functions LSIG. Variable current setting for L,S,I and G and variable time delay setting for L,S and G.
- Neutral O/L protection possible with 3P MCCB (with External Neutral CT) and 4P MCCB
- Last Fault trip history on LCD screen of MCCB i.e Faulty phase, Type of Fault and interrupted current.

With ETS 6 Electronic trip unit (built in LSIG protection)

Breaking Capacity Icu as per IEC 60947-2	Rated Current	Three Pole Reference	Unit MRP [₹]	Four Pole Reference	Unit MRP [₹]
25kA	25A	LV510600	On Request	LV510610	On Request
	40A	LV510608	37900	LV510618	43990
	100A	LV510609	37900	LV510619	43990
	160A	LV516600	43540	LV516610	53980
Breaking Capacity Icu as per IEC 60947-2	Rated Current	Three Pole Reference	Unit MRP [₹]	Four Pole Reference	Unit MRP [₹]
25kA	250A	LV525600	51400	LV525610	63170
36kA	25A	LV510620	On Request	LV510630	On Request
	40A	LV510628	39500	LV510638	45860
	100A	LV510629	39500	LV510639	45860
	160A	LV516620	45120	LV516630	55960
Breaking Capacity Icu as per IEC 60947-2	Rated Current	Three Pole Reference	Unit MRP [₹]	Four Pole Reference	Unit MRP [₹]
36kA	250A	LV525620	54400	LV525630	66990
	400A	LV540620	64980	LV540630	75260
	630A	LV563620	71140	LV563630	86750
Breaking Capacity Icu as per IEC 60947-2	Rated Current	Three Pole Reference	Unit MRP [₹]	Four Pole Reference	Unit MRP [₹]
50kA	25A	LV510640	On Request	LV510650	On Request
	40A	LV510648	43220	LV510658	51530
	100A	LV510649	43220	LV510659	51530
	160A	LV516640	51890	LV516650	61860
Breaking Capacity Icu as per IEC 60947-2	Rated Current	Three Pole Reference	Unit MRP [₹]	Four Pole Reference	Unit MRP [₹]
50kA	250A	LV525640	57000	LV525650	69000
	400A	LV540640	68210	LV540650	81420
	630A	LV563640	75500	LV563650	97490

For details on non-standard references, technical parameters, stockable and non-stockable status, please contact Customer Care Centre.

NORMAL STOCK ITEMS

W.E.F. February 03rd, 2025

Easy-Pact CVS Switch Disconnecter Version



- Suitable for Isolation with positive contact indication as defined by standard IEC 60947-3.
- Compliance to utilization categories AC22A or AC23A
- Self protected due to high magnetic-set release
- Two frame sizes upto 630A
- Available in fixed version.
- Common Accessories as that of **EasyPact** CVS circuit breaker

Rated Current	Three Pole Reference	Unit MRP [₹]	Four Pole Reference	Unit MRP [₹]
100A	LV510425	9240	LV510426	11710
160A	LV516425	11030	LV516426	13870
Rated Current	Three Pole Reference	Unit MRP [₹]	Four Pole Reference	Unit MRP [₹]
250A	LV525425	23100	LV525426	30750
400A	LV540400	34350	LV540401	43710
630A	LV563400	39040	LV563401	52500

For details on non-standard references, technical parameters, stockable and non-stockable status, please contact Customer Care Centre.

NORMAL STOCK ITEMS

W.E.F. February 03rd, 2025



Indication contacts



Voltage Release



Padlocking accessory



Direct Rotary Handle



Extended Rotary Handle

Accessories for EasyPact CVS 100 - 630A

Auxiliary Contacts (Changeover) Multifunction

Description	Reference	Unit MRP [₹]
OF or SD or SDE or SDV	29450 <input checked="" type="checkbox"/>	1140
OF or SD or SDE or SDV low level	29452	1380
SDE adapter for trip unit TM or MA or ETS 2.3 #	LV429451 <input checked="" type="checkbox"/>	1050

To be considered alongwith SDE contact for MCCB with TMD/ETS 2.3/MA Trip Unit

Motor Mechanism

Type	100/250A Reference	Unit MRP [₹]	400/630A Reference	Unit MRP [₹]
Motor Mechanism - Direct Operating				
110-230V, AC /DC	LV435001	30680	LV435010	49290
400V, AC	LV435002	30680	LV435005	49290

Voltage Releases

Description	Shunt Release Reference	Unit MRP [₹]	Undervoltage Reference	Unit MRP [₹]
AC				
24 V 50/60 Hz	LV429384 <input checked="" type="checkbox"/>	3440	LV429404	4260
48 V 50/60 Hz	LV429385	3530	LV429405	4370
110-130 V 50/60 Hz	LV429386 <input checked="" type="checkbox"/>	3440	LV429406 <input checked="" type="checkbox"/>	4260
220-240 V 50/60 Hz	LV429387 <input checked="" type="checkbox"/>	3440	LV429407 <input checked="" type="checkbox"/>	4260
380-415 V 50 Hz	LV429388 <input checked="" type="checkbox"/>	3440	LV429408 <input checked="" type="checkbox"/>	4260
525 V 50 Hz	LV429389	3530	LV429409	6260
DC				
12 V	LV429382	3440	LV429402	4320
24 V	LV429390 <input checked="" type="checkbox"/>	3440	LV429410 <input checked="" type="checkbox"/>	4220
30 V	LV429391	3530	LV429411	6260
48 V	LV429392	3440	LV429412	4320
60 V	LV429383	5000	LV429403	6110
125 V	LV429393	3440	LV429413	4220
250 V	LV429394	3440	LV429414	4180

Rotary Handles

Description	100/160/250A Reference	Unit MRP [₹]	400/630A Reference	Unit MRP [₹]
Direct rotary handle				
Standard black handle	LV429337 <input checked="" type="checkbox"/>	1660	LV432597 <input checked="" type="checkbox"/>	2500
Extended rotary handle				
Standard extended rotary handle	LV429338_IN <input checked="" type="checkbox"/>	2280	LV432598_IN <input checked="" type="checkbox"/>	4050

For details on non-standard references, technical parameters, stockable and non-stockable status, please contact Customer Care Centre.

NORMAL STOCK ITEMS

W.E.F. February 03rd, 2025

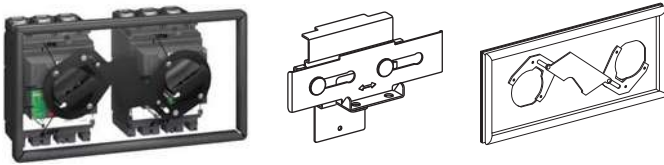
Installation Accessories

Description	Upto 100A only Reference	Unit MRP [₹]	160/250A Reference	Unit MRP [₹]	400/630A Reference	Unit MRP [₹]
Spreaders & Phase Barriers						
Spreaders (Set of 3) 3P	LV431563_IN <input checked="" type="checkbox"/>	650	LV431563 <input checked="" type="checkbox"/>	820	32492 <input checked="" type="checkbox"/> / LV432492	2000
Spreaders (Set of 4) 4P	LV431564_IN <input checked="" type="checkbox"/>	880	LV431564 <input checked="" type="checkbox"/>	1080	32493 <input checked="" type="checkbox"/> / LV432493	2500
Phase Barriers (Set of 6)	*		*		LV432570 <input checked="" type="checkbox"/>	1070

Description	100/160/250A Reference	Unit MRP [₹]	400/630A Reference	Unit MRP [₹]
Interlocking				
For Breaker with Rotary Handle	LV429369	12330	LV432621	15590
For Breaker with Toggle	LV429354	15190	LV432614	15750
Mechanical Interlocking with Base Plate	29349**	-	32609**	-
Locking of Rotary Handle				
Locking Device	LV429344 <input checked="" type="checkbox"/>	800	LV432604 <input checked="" type="checkbox"/>	1070
Ronis Keylock (1 Lock + 1 Key set)	41940 <input checked="" type="checkbox"/>	6130	41940 <input checked="" type="checkbox"/>	6130
Ronis Keylock (2 Locks + 1 Key set)	41950 <input checked="" type="checkbox"/>	10318	41950 <input checked="" type="checkbox"/>	10318
Profalux Keylock (1 Lock + 1 Key set)	42888	9581	42888	9581
Profalux Keylock (2 Locks + 1 Key set)	42878	12022	42878	12022

* supplied as standard with spreaders

** Mechanical Interlocking with Base Plate to be ordered with Safety trip interlock (LV429270 for 29349 and LV432520 for 32609)



Accessories for CVS 100 - 630A

Manual Source change-over systems

- An additional accessory interlocks two devices with rotary handles to create a source changeover system. Closing of one device is possible only if the second is open.
- This function is compatible with direct or extended rotary handles.
- Up to three padlocks can be used to lock in the OFF or ON position.

Description	Reference	Unit MRP [₹]
Mechanical interlocking for circuit breakers		
With toggles 100A to 250A	LV429354	15190
With rotary handles 100A -250A	LV429369	12330
With toggles 400A to 630A	LV432614	15750
With rotary handles 400A to 630A	LV432621	15590

Accessories for ETS 6 Trip unit

Description	CVS100/160/250 Reference number	Rating	Unit MRP [₹]	CVS400/630 Reference number	Rating	Unit MRP [₹]
External neutral CT for 3 pole breaker with ETS6	LV429521	25 - 100 A	16500	LV432575	400 - 630 A	23820
	LV430563	150 - 250 A	25160			
Description				CVS 100 to 630 Reference number		Unit MRP [₹]
Pocket Battery For MCCB With ETS 6				LV434206		26360
24 VDC Terminal Block For MCCB With ETS 6				LV434210		7460

For details on non-standard references, technical parameters, stockable and non-stockable status, please contact Customer Care Centre.

NORMAL STOCK ITEMS

W.E.F. February 03rd, 2025

Austong Robot

Easy Series

EasyPact™ CVS

Molded-Case Circuit Breaker
from 800 to 1250 A



se.com/in

Life Is On

Schneider
Electric

Introduction Overview

State-of-the-art design, user-friendly features and a wide spectrum of protection releases of the MCCB range. Also recognised for its ergonomics, aesthetics and compactness. Specially designed and developed for extreme tropical conditions, it promises reliable performance in high ambient and humid environment.

Unfailingly, caters to the ever-evolving needs of customers, derived after in-depth analysis and customer feedback. Because we understand our customers' requirements and demands, our contemporary range of MCCBs never falls short of ensuring complete customer satisfaction. Moreover, complemented by a host of accessories, the EasyPact CVS range delivers comprehensive solutions to customer applications ensuring operational safety, reliability and versatility.

Features

- Range available from 800 to 1250 A
- Available in 3 pole and 4 pole
- Range of 50 kA breaking capacity
- Electronic trip unit release and Switch Disconnector
- MCCBs for Distribution and SD version
- Wide range of Internal and External accessories
- RoHS compliant

Schneider Electric do not recommend the mix of different ranges of breakers.

Codes and standards

CVS range of MCCB series and accessories comply with:

- IEC 60947-1: General rules
- IEC 60947-2: Circuit-breakers



EasyPact CVS MCCB

Current rating 800 A, 1000 A, 1250 A

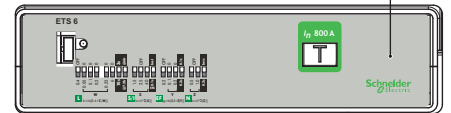

Release Electronic trip unit, Switch Disconnector

Trip Units

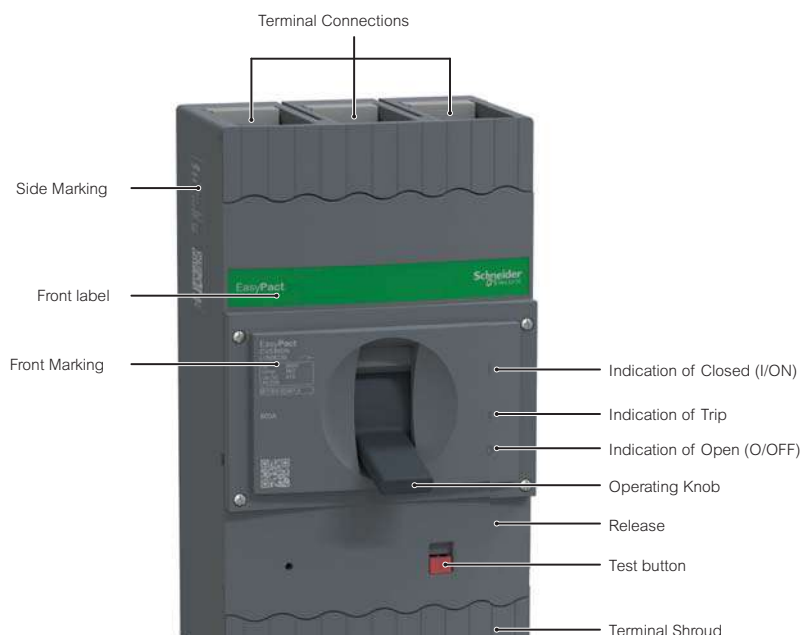
NA - Switch Disconnector (SD)

LSI Protection - Electronic Trip Unit (ETS 2)

LSIG - Electronic Trip Unit (ETS 6)



Marking and Configuration



EasyPact CVS MCCB offers

Enhanced features

- Snap-fit accessories up to 800 to 1250 A
- Auxiliary contact for ON/OFF and Trip Indication
- Shunt coil for remote tripping
- Under Voltage coil

Accessories




Extended rotary handle



External neutral CT

Adaptor Kit



Spreaders link



Auxiliary 1 C/O



Auxiliary 2 C/O



Voltage release (MN)



Trip alarm contact 1 C/O



Auxiliary 1 C/O +
Trip alarm contact 1 C/O



Shunt release (MX)



EasyPact Molded Case Circuit Breaker 800 - 1250 N

Breaking Capacity Icu as per IEC 60947-2	Rated Current	Three Pole Reference	Unit MRP [₹]	Four Pole Reference	Unit MRP [₹]
ETS 2					
50 kA at 415 V AC	800 A	LV508231	On Request	LV508241	On Request
	1000 A	LV510231	On Request	LV510241	On Request
	1250 A	LV512231	On Request	LV512241	On Request
ETS 6					
50 kA at 415 V AC	800 A	LV508232	On Request	LV508242	On Request
	1000 A	LV510232	On Request	LV510242	On Request
	1250 A	LV512232	On Request	LV512242	On Request



EasyPact Molded Case Circuit Breaker 800 - 1250 SD

Breaking Capacity Icu as per IEC 60947-2	Rated Current	Three Pole Reference	Unit MRP [₹]	Four Pole Reference	Unit MRP [₹]
SD					
415 V AC	800 A	LV508230	On Request	LV508240	On Request
	1000 A	LV510230	On Request	LV510240	On Request
	1250 A	LV512230	On Request	LV512240	On Request



Spreader links

Breaking Capacity Icu as per IEC 60947-2	Rated Current	Three Pole Reference	Unit MRP [₹]	Four Pole Reference	Unit MRP [₹]
	800 A	LV508530 (Set of 6)	On Request	LV508540 (Set of 8)	On Request
	1000 A*	LV510530 (Set of 12)	On Request	LV510540 (Set of 16)	On Request
	1250 A	LV512530 (Set of 6)	On Request	LV512540 (Set of 8)	On Request

* Two runs per phase



Extended Rotary Handle

Rated Current	Reference	Unit MRP [₹]
800 A	LV500500	On Request
1000 A	LV500500	On Request
1250 A	LV500500	On Request



External Neutral CT

Rated Current	Reference	Unit MRP [₹]
800 A	LV508560	On Request
1000 A	LV510560	On Request
1250 A	LV512560	On Request

For details on non-standard references, technical parameters, stockable and non-stockable status, please contact Customer Care Centre.

NORMAL STOCK ITEMS

W.E.F. February 03rd, 2025



Adaptor kit for External Neutral CT

Rated Current	Reference	Unit MRP [₹]
800 A	LV508570	On Request
1000 A	LV510570	On Request
1250 A	LV512570	On Request



Auxiliary 1 C/O + Trip Alarm Contact 1 C/O

Rated Current	Reference	Unit MRP [₹]
800 A	LV500604	On Request
1000 A		On Request
1250 A		On Request



Auxiliary Switch 1 C/O

Rated Current	Reference	Unit MRP [₹]
800 A	LV500601	On Request
1000 A	LV500601	On Request
1250 A	LV500601	On Request



Shunt Release (110/240/415 V AC)

Rated Current	Reference	Unit MRP [₹]
800 A	LV500605	On Request
1000 A	LV500605	On Request
1250 A	LV500605	On Request



Auxiliary Switch 2 C/O

Rated Current	Reference	Unit MRP [₹]
800 A	LV500602	On Request
1000 A	LV500602	On Request
1250 A	LV500602	On Request



Under Voltage release (240 V AC)

Rated Current	Reference	Unit MRP [₹]
800 A	LV500606	On Request
1000 A	LV500606	On Request
1250 A	LV500606	On Request



Trip Alarm Contact

Rated Current	Reference	Unit MRP [₹]
800 A	LV500603	On Request
1000 A	LV500603	On Request
1250 A	LV500603	On Request

For details on non-standard references, technical parameters, stockable and non-stockable status, please contact Customer Care Centre.

NORMAL STOCK ITEMS

W.E.F. February 03rd, 2025



ComPacT NSX

Molded-Case Circuit Breakers
And Switch-Disconnectors
From 16 To 630 A - Up To 690 V





Environmental Data Program

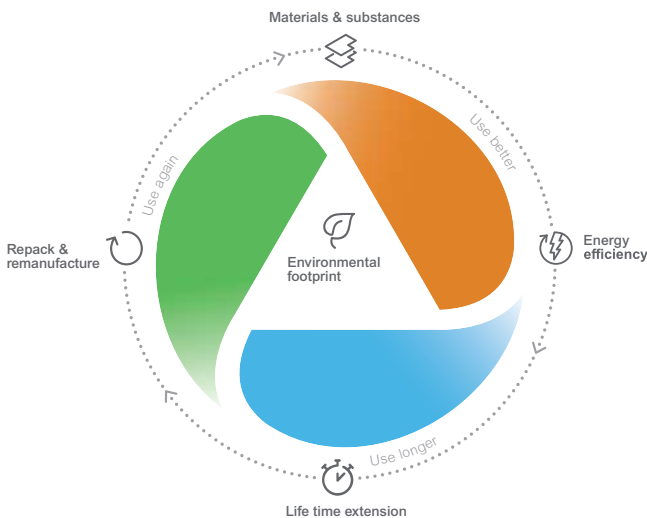


Next-level transparency for better-informed product choices

The Environmental Data Program is a framework for how we measure, categorize, and compare the environmental attributes and footprint of our products.

Using a rigorous, fact-based methodology, the program provides environmental data from across the product lifecycle.

Five data categories across the product lifecycle



Use Better: How sustainable a product is, including environmental footprint, materials and substances, packaging, and energy efficiency.

Use Longer: How a product's life time can be effectively extended in terms of reparability and updatability.

Use Again: How a product can be reused, from dismantling and remanufacturing to recyclability and manufacturer take back.

With this transparent, verified data, customers and partners are empowered to make conscious environmental choices and accurately evaluate and report on sustainability performance.

All our hardware offers have an associated environmental data available on se.com product pages.



ComPact NSX

Schneider Electric is proud to introduce the new generation of ComPacT MCCBs. These breakers talk to you, wherever you are, in all transparency. New design complements new wireless connectivity capabilities with our latest wireless auxiliary contact.

ComPact Design



New signature design

- Schneider Electric green signature style for the entire ComPacT range
- Estimated 40% reduction of wiring time for panel builders
- Experience easier installation thanks to a new ergonomic front-plate design
- Gain the confidence that all auxiliaries are on the right spot, and simply double check that you have the right coil rating
- Ergonomic new toggle for easier breaker manual operation

Wireless Auxiliary Contact



Wireless breaker status

- Plug & play technology for clear connection status (0 or 1, no half-way wired)
- Placed in the same position as the wired version, its LED light will give you direct indication in case of a tripping
- If you are away, your ComPacT will send you an immediate notification via EcoStruxure Facility Expert for instance
- Wireless auxiliary accelerates overall wiring time: status communication is done very simply and commissioned wirelessly
- Communication architecture is fully EcoStruxure Power validated, with any application

Ready to meet the new face of ComPacT?



Meet the new generation of ComPacT™ circuit breakers with semi-transparent faceplate, screwless auxiliaries and remote monitoring features.

Learn about the benefits of the ComPacT range here:
se.com/compact-nsx

COMPACT

Moulded Case Circuit Breaker

The new generation of reliable ComPacT circuit breakers features improved performance and easier installation.

- Gain a competitive edge with easy-to-upgrade, wireless connectivity of circuit breakers and panels.
- Experience easier installation thanks to a new ergonomic front-plate design.
- Improve build and installation times with screwless, plug-and-play auxiliaries.

se.com/compact-nsx



ComPacT™ molded-case circuit breaker

Life Is On

Schneider
Electric



New BCSM Modbus SL/ULP

Simplify your
path to **digital**

se.com/in

© 2024 Schneider Electric. All rights reserved. All trademarks are the property of Schneider Electric SAS or the property of Schneider Electric SAS or its affiliated companies.

Life Is On


Schneider
Electric

Current architecture




1. IFE LV434001
2. IFM v2 LV4340000
3. NSX cord LV434201
4. BSCM LV434205

Solution with new BSCM



1. Panel Server PAS600L
2. Modbus SL Hub LV434224
3. BSCM Modbus SL/ULP LV434220



Connectivity of the future with **BSCM Modbus SL/ULP**

- ✓ Connect with ULP and Modbus SL protocols
- ✓ Effortless setup with Plug & Play RJ45 connection
- ✓ Easy installation thanks to its simple architecture with Modbus SL Hub
- ✓ Empowers sustainability by reducing carbon footprint
- ✓ Cost-effective solution for connectivity


Compatibility with **EcoStruxure Power Commission**

Integrate seamlessly with EPC, boosting setup, testing, and overall process speed and accuracy. Get your projects running faster and more reliably, leaving the competition in the dust.





NSX Thermal Magnetic Trip Unit (TM-D)

- BIS Certified 
- Ics = 100% Icu as per IEC 60947-2
- Adjustable thermal setting 0.7 to 1 x In
- Adjustable magnetic setting 5 to 10 x Ir **
- Transparent cover for trip unit as standard

Breaking Capacity Icu as per IEC 60947-2	Rated Current	Three Pole Reference	Unit MRP [₹]	Four Pole Reference	Unit MRP [₹]
25kA	16A	C10B3TM016	14180	C10B6TM016	20360
	25A	C10B3TM025 <input checked="" type="checkbox"/>	14180	C10B6TM025	20360
	32A	C10B3TM032 <input checked="" type="checkbox"/>	14180	C10B6TM032	20360
	40A	C10B3TM040 <input checked="" type="checkbox"/>	14180	C10B6TM040	20360
	50A	C10B3TM050	14180	C10B6TM050	20360
	63A	C10B3TM063 <input checked="" type="checkbox"/>	14180	C10B6TM063 <input checked="" type="checkbox"/>	20360
	80A	C10B3TM080 <input checked="" type="checkbox"/>	14180	C10B6TM080	20360
	100A	C10B3TM100 <input checked="" type="checkbox"/>	14180	C10B6TM100 <input checked="" type="checkbox"/>	20360
	125A	C16B3TM125 <input checked="" type="checkbox"/>	25120	C16B6TM125 <input checked="" type="checkbox"/>	30940
	160A	C16B3TM160 <input checked="" type="checkbox"/>	26870	C16B6TM160 <input checked="" type="checkbox"/>	33710
	200A	C25B3TM200	38710	C25B6TM200 <input checked="" type="checkbox"/>	46570
	250A	C25B3TM250 <input checked="" type="checkbox"/>	39470	C25B6TM250 <input checked="" type="checkbox"/>	47500
36kA	16A	C10F3TM016 <input checked="" type="checkbox"/>	17260	C10F6TM016	21860
	25A	C10F3TM025 <input checked="" type="checkbox"/>	17260	C10F6TM025	21860
	32A	C10F3TM032 <input checked="" type="checkbox"/>	17260	C10F6TM032 <input checked="" type="checkbox"/>	21860
	40A	C10F3TM040 <input checked="" type="checkbox"/>	17260	C10F6TM040	21860
	50A	C10F3TM050	17260	C10F6TM050	21860
	63A	C10F3TM063 <input checked="" type="checkbox"/>	17260	C10F6TM063 <input checked="" type="checkbox"/>	21860
	80A	C10F3TM080 <input checked="" type="checkbox"/>	17260	C10F6TM080	21860
	100A	C10F3TM100 <input checked="" type="checkbox"/>	17260	C10F6TM100 <input checked="" type="checkbox"/>	21860
	125A	C16F3TM125 <input checked="" type="checkbox"/>	25800	C16F6TM125 <input checked="" type="checkbox"/>	32140
	160A	C16F3TM160 <input checked="" type="checkbox"/>	27090	C16F6TM160 <input checked="" type="checkbox"/>	34660
	200A	C25F3TM200 <input checked="" type="checkbox"/>	39220	C25F6TM200 <input checked="" type="checkbox"/>	48330
	250A	C25F3TM250 <input checked="" type="checkbox"/>	40340	C25F6TM250 <input checked="" type="checkbox"/>	50280
50kA	16A	C10N3TM016	20540	C10N6TM016	25750
	25A	C10N3TM025	20540	C10N6TM025	25750
	32A	C10N3TM032 <input checked="" type="checkbox"/>	20540	C10N6TM032	25750
	40A	C10N3TM040 <input checked="" type="checkbox"/>	20540	C10N6TM040	25750
	50A	C10N3TM050	20540	C10N6TM050	25750
	63A	C10N3TM063 <input checked="" type="checkbox"/>	20540	C10N6TM063	25750
	80A	C10N3TM080 <input checked="" type="checkbox"/>	20540	C10N6TM080	25750
	100A	C10N3TM100 <input checked="" type="checkbox"/>	20540	C10N6TM100	25750
	125A	C16N3TM125 <input checked="" type="checkbox"/>	31030	C16N6TM125	35680
	160A	C16N3TM160 <input checked="" type="checkbox"/>	31690	C16N6TM160	37460
	200A	C25N3TM200 <input checked="" type="checkbox"/>	42270	C25N6TM200	51640
	250A	C25N3TM250 <input checked="" type="checkbox"/>	43080	C25N6TM250	54780
70kA	16A	C10H3TM016	26010	C10H6TM016	33540
	25A	C10H3TM025	26010	C10H6TM025	33540
	32A	C10H3TM032	26010	C10H6TM032	33540
	40A	C10H3TM040	26010	C10H6TM040	33540
	50A	C10H3TM050	26010	C10H6TM050	33540
	63A	C10H3TM063 <input checked="" type="checkbox"/>	26010	C10H6TM063	33540
	80A	C10H3TM080	26010	C10H6TM080	33540
	100A	C10H3TM100 <input checked="" type="checkbox"/>	26010	C10H6TM100	33540
	125A	C16H3TM125	48400	C16H6TM125	51430
	160A	C16H3TM160 <input checked="" type="checkbox"/>	48910	C16H6TM160	52470
	200A	C25H3TM200	55600	C25H6TM200	72240
	250A	C25H3TM250 <input checked="" type="checkbox"/>	56140	C25H6TM250	72970

Note:

- ** applicable for NSX 200A & 250A
- For higher breaking capacities (100kA and 150kA); for Generator Protection MCCB and other special application MCCB, contact our nearest Sales office.


For details on non-standard references, technical parameters, stockable and non-stockable status, please contact Customer Care Centre.

NORMAL STOCK ITEMS

W.E.F. February 03rd, 2025



NSX Micrologic 2 (μ P -ASIC based)

- BIS Certified 
- Protection type LS01N
- Ics = 100% Icu as per IEC 60947-2
- Adjustable overload from 0.40 to 1 x In
- Adjustable short circuit from 1.5 to 10 x Ir
- Innovative front indication LED's (Ready, Overload pre-alarm & Overload)
- Two frame sizes up to 630A
- Adjustable neutral protection - N, N/2, OFF for 4 Pole MCCB

Breaking Capacity Icu as per IEC 60947-2	Rated Current	Three Pole Reference	Unit MRP [₹]	Four Pole Reference	Unit MRP [₹]
25kA	40A	C10B32D040	25940	C10B42D040	33370
	100A	C10B32D100	25940	C10B42D100	33370
	160A	C16B32D160	33120	C16B42D160	42250
	250A	C25B32D250	43520	C25B42D250	55830
36kA	40A	C10F32D040	26370	C10F42D040	33530
	100A	C10F32D100	26370	C10F42D100	33530
	160A	C16F32D160	33710	C16F42D160	46580
	250A	C25F32D250	45570	C25F42D250	63150
	400A	C40F32D400	65570	C40F42D400	74760
50kA	630A	C63F32D630	69620	C63F42D630	89060
	40A	C10N32D040	31630	C10N42D040	42790
	100A	C10N32D100	31630	C10N42D100	44060
	160A	C16N32D160	40070	C16N42D160	52130
	250A	C25N32D250	52050	C25N42D250	67650
70kA	400A	C40N32D400	67940	C40N42D400	88240
	630A	C63N32D630	70430	C63N42D630	93280
	40A	C10H32D040	39551	C10H42D040	50086
	100A	C10H32D100	40154	C10H42D100	50086
	160A	C16H32D160	53030	C16H42D160	67683
70kA	250A	C25H32D250	59561	C25H42D250	85956
	400A	C40H32D400	76580	C40H42D400	100570
	630A	C63H32D630	78470	C63H42D630	122070

Note: For higher breaking capacities (100kA and 150kA); for Generator Protection MCCB and other special application MCCB, contact our nearest Sales office.

NSX Micrologic 2 (μ P -ASIC based) / TMD / MA+ shunt +GFP



- Protection type LS01GN
- Ics = 100% Icu as per IEC 60947-2
- Fault indication for GF (LED type) meant for human safety
- Adjustable overload from 0.36 to 1 x In
- Adjustable short circuit from 1.5 to 10 x Ir
- Adjustable earth fault sensitivity selection 10 to 60%
- Innovative front indication LED's (Ready, Overload pre-alarm & Overload)
- Two frame sizes up to 630A
- Suitable for 3P3W & 3P4W electrical distribution network
- Breaking Capacity enhancement upto 150kA with a higher capacity upstream (Cascading)
- Adjustable neutral protection - N, N/2, OFF for 4 Pole MCCB

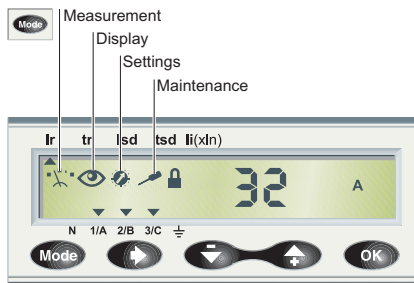
MCCB Frame	Relay Module rated current	3 Ph + 3W Reference	Unit MRP [₹]	3 Ph + 4W Reference	Unit MRP [₹]
CVS/NSX100	32, 40, 50, 63, 80, 100	GFP11CT13P	8010	GFP11CT14P	8770
CVS/NSX 160 / 250	125, 160, 200, 250	GFP12CT23P	9090	GFP12CT24P	10280
CVS/NSX 400 / 630	400, 630	GFP13CT33P	13770	GFP13CT34P	15020

Note: Kindly order NSX/CVS MCCB +GFP+. Shunt trip coil.

For details on non-standard references, technical parameters, stockable and non-stockable status, please contact Customer Care Centre.


 NORMAL STOCK ITEMS

W.E.F. February 03rd, 2025



NSX Micrologic 6A

Protection


- BIS Certified 
- $I_{cs} = 100\% I_{cu}$ as per IEC 60947-2
- External Neutral CT required for highly un-balanced TP-N system (* has to be ordered at extra price)
- Adjustable neutral protection - N, N/2, OFF and oversized neutral (standard feature) for 4 Pole MCCB.
- Adjustable overload from $I_r 0.4$ to $1 \times I_n$ and $t_r = 0.5$ to 16 s
- Adjustable short circuit from $I_{sd} 1.5$ to $10 \times I_r$ and $t_{sd} I_{2t}$ ON/OFF 0.1 to 0.4 s
- Adjustable earth fault 0.4 to $1 \times I_n$ (for $I_n=40A$) & 0.2 to $1 \times I_n$ (for $I_n>40A$) and $t_g I_{2t}$ ON/OFF 0.1 to 0.4 s
- Instantaneous protection $I_i 1.5 \times I_n$ to $15 \times I_n$ ($40 - 160A$), $12 \times I_n$ (250 to $400A$) and $11 \times I_n$ ($630A$)
- Zone Selective Interlocking (ZSI) as standard

Measurement & Diagnostics

- Current measurement, communication capable as standard
- Demand and maximum demand values
- Indications for fault types, alarms and histories with timestamping
- Fault distinction on the display of trip unit (type of fault, interrupted fault current and faulty phase)
- Operation, trip and alarm counters; Operating Hours counter
- Contact wear, Load profile and thermal image

Breaking Capacity I_{cu} as per IEC 60947-2	Rated Current	Three Pole Reference	Unit MRP [₹]	Four Pole Reference	Unit MRP [₹]
36kA	100A	C10F36A100	On Request	C10F46A100	On Request
	160A	C16F36A160	On Request	C16F46A160	On Request
	250A	C25F36A250	On Request	C25F46A250	On Request
	400A	C40F36A400	On Request	C40F46A400	On Request
	630A	C63F36A630	On Request	C63F46A630	On Request
50kA	100A	C10N36A100	On Request	C10N46A100	On Request
	160A	C16N36A160	On Request	C16N46A160	On Request
	250A	C25N36A250	On Request	C25N46A250	On Request
	400A	C40N36A400	On Request	C40N46A400	On Request
	630A	C63N36A630	On Request	C63N46A630	On Request
70kA	100A	C10H36A100	On Request	C10H46A100	On Request
	160A	C16H36A160	On Request	C16H46A160	On Request
	250A	C25H36A250	On Request	C25H46A250	On Request
	400A	C40H36A400	On Request	C40H46A400	On Request
	630A	C63H36A630	On Request	C63H46A630	On Request


For details on non-standard references, technical parameters, stockable and non-stockable status, please contact Customer Care Centre.

 NORMAL STOCK ITEMS

W.E.F. February 03rd, 2025



NSX Magnetic Trip Unit MA type

- BIS Certified 
- Ics = 100% Icu as per IEC 60947-2
- Adjustable magnetic setting Im 6 to 14 x In (2.5 to 100A) & 9 to 14 x In (150 to 200A)
- Type - 2 Co-ordination charts upto 110 kW at 400V
- Adjustable neutral protection - N, N/2, OFF for 4 Pole MCCB

Breaking Capacity Icu as per IEC 60947-2	Rated Current	Three Pole Reference	Unit MRP [₹]
36kA	150A	C16F3MA150	28010
36kA	220A	C25F3MA220	45970
50kA	150A	C16N3MA150	34210
50kA	220A	C25N3MA220	50450
70kA	150A	C16H3MA150	50840
70kA	220A	C25H3MA220	78830



MCCBs for DC Network Protection

16A to 1200A in Two frames sizes with Thermal Magnetic Trip Unit (TMD)

- Up to 1200 A for ComPact NSX DC, protection is provided by thermal-magnetic trip units
- TM-D up to 160 A: fixed thermal threshold and magnetic pick-up
- TM-D up to 63 A: adjustable thermal threshold and fixed magnetic pick-up
- TM-DC from 80 to 250 A: fixed or adjustable (for 200 and 250 A) magnetic pick-up and adjustable thermal threshold
- TM-DC from 250 A to 1200 A adjustable magnetic pick-up and adjustable thermal threshold
- TM-G, up to 250 A: adjustable thermal threshold and fixed low magnetic pick-up to protect long cables

Breaking Capacity Icu as per IEC 60947-2	Rated Current	Three Pole Reference	Unit MRP [₹]	Four Pole Reference	Unit MRP [₹]
36kA	400A	C40F3TM400D	54060	C40F4TM400D	61380
36kA	500A	C63F3TM500D	64850	C63F4TM500D	79280
36kA	600A	C63F3TM600D	68480	C63F4TM600D	82920
100kA	400A	C40S3TM400D	77200	C40S4TM400D	94030
100kA	500A	C63S3TM500D	84280	C63S4TM500D	101670
100kA	600A	C63S3TM600D	84280	C63S4TM600D	101670

For details on non-standard references, technical parameters, stockable and non-stockable status, please contact Customer Care Centre.

NORMAL STOCK ITEMS

W.E.F. February 03rd, 2025



MCCB for 800V AC & 1000V AC

- As per IEC 60947-2
- NSX Micrologic Trip unit LSol
- Icu, 36kA at 800V AC, 10kA at 1000V AC

Description	Reference	Unit MRP [₹]
NSX400K, 36kA at 800V AC, 10kA at 1000V AC, 3P3D 250A 2.3	C40K32D250	On Request
NSX400K, 36kA at 800V AC, 10kA at 1000V AC 3P3D 400A 2.3	C40K32D400	On Request
NSX400K, 36kA at 800V AC, 10kA at 1000V AC 4P4D 250A 2.3	C40K42D250	On Request
NSX400K, 36kA at 800V AC, 10kA at 1000V AC 4P4D 400A 2.3	C40K42D400	On Request

It is mandatory to install long terminal shields with lugs and bars

Description	Reference	Unit MRP [₹]
3P, Long terminal shield with 45mm pitch	LV432593	On Request
4P, Long terminal shield with 45mm pitch	LV432594	On Request
3P, Long terminal shield with 52.2mm pitch	LV432595	On Request
4P, Long terminal shield with 52.2mm pitch	LV432596	On Request

For details on non-standard references, technical parameters, stockable and non-stockable status, please contact Customer Care Centre.

NORMAL STOCK ITEMS

W.E.F. February 03rd, 2025



Indication contacts



SDTAM remote indication relay module



SDx remote indication relay module



Voltage Release



Motor Mechanism

Description	Reference	Unit MRP [₹]
Auxiliary contacts (changeover) Multifunction		
OF or SD or SDE or SDV	29450 ✓	1140
OF or SD or SDE or SDV low level	29452	1380
SDE adaptor for trip unit TM or MA or Micrologic 2 \$\$	LV429451 ✓	1050
SDX 2-PROGRAMMABLE CONTACTS FOR MICROLOGIC		
SDx module 24/415 V AC/DC	LV429532	17640
SDTAM contactor tripping module for Micrologic 2- M/6 E-M		
SDTAM 24/415 V AC/DC overload fault indication	LV429424	18480

\$\$ To be considered along with SDE contact for MCCB with TMD/MA./Micrologic 2 protection.

Voltage Releases

Description	Shunt Release Reference	Unit MRP [₹]	Undervoltage Reference	Unit MRP [₹]
AC				
24 V 50/60 Hz	LV429384	3440	LV429404	4260
48 V 50/60 Hz	LV429385	3530	LV429405	4370
110-130 V 50/60 Hz	LV429386 ✓	3440	LV429406 ✓	4260
220-240 V 50/60 Hz	LV429387 ✓	3440	LV429407 ✓	4260
380-415 V 50 Hz	LV429388 ✓	3440	LV429408 ✓	4260
525 V 50 Hz	LV429389	3530	LV429409	6260
DC				
12 V	LV429382	3440	LV429402	4320
24 V	LV429390 ✓	3440	LV429410 ✓	4220
30 V	LV429391	3530	LV429411	6260
48 V	LV429392	3440	LV429412	4320
60 V	LV429383	5000	LV429403	6110
125 V	LV429393	3440	LV429413	4220
250 V	LV429394	3440	LV429414 ✓	4180

Installation Accessories

Description	100/160/250A Reference	Unit MRP [₹]	400/630A Reference	Unit MRP [₹]
Spreaders & Phase Barrier				
Spreaders (Set of 3) 3P	LV431563 ✓	820	32492 ✓ /LV432492	2000
Spreaders (Set of 4) 4P	LV431564 ✓	1080	32493 ✓ /LV432493	2500
Phase Barrier (Set of 6)	*	-	LV432570 ✓	1070
Interlocking				
For Breaker with Rotary Handle	LV429369	12330	LV432621	15590
For Breaker with Toggle	LV429354	15190	LV432614	15750
Mechanical Interlocking with Base Plate	29349**	-	32609**	-
Locking of Rotary Handle				
Locking Device	LV429344 ✓	800	LV432604 ✓	1070
Ronis Keylock (1 Lock + 1 Key set)	41940 ✓	6130	41940 ✓	6130
Ronis Keylock (2 Locks + 1 Key set)	41950 ✓	10318	41950 ✓	10318
Profalux Keylock (1 Lock + 1 Key set)	42888	9518	42888	9518
Profalux Keylock (2 Locks + 1 Key set)	42878	12022	42878	12022

* supplied as standard with spreader

** Mechanical Interlocking with Base Plate to be ordered with Safety trip interlock (LV429270 for 29349 and LV432520 for 32609)

For details on non-standard references, technical parameters, stockable and non-stockable status, please contact Customer Care Centre.

✓ NORMAL STOCK ITEMS



FDM121: Front Display Module



Test Battery



Power Supply Module B



BSCM Modbus SL/ULP

Motor Mechanism

Type	Voltage	100/160A Reference	Unit MRP [₹]	250A Reference	Unit MRP [₹]	400/630A Reference	Unit MRP [₹]
Motor Mechanism Modules with SDE Adaptor ⁽¹⁾							
AC 50/60 Hz	48-60 V	LV429440	40170	LV431548	44400	LV432639	52880
	110-130 V	LV429433	32920	LV431540	36210	LV432640	52880
	220-240 V	LV429434 <input checked="" type="checkbox"/>	33850	LV431541 <input checked="" type="checkbox"/>	37410	LV432641 <input checked="" type="checkbox"/>	54380
	380-415 V	LV429435	32920	LV431542	36380	LV432642	52670
DC	440-480 V	LV429435	32920	LV431542	36380	LV432647	52620
	24-30 V	LV429436	45090	LV431543	48900	LV432643	64610
	48-60 V	LV429437	45090	LV431544	48900	LV432644	64610
	110-130 V	LV429438	45090	LV431545	48900	LV432645	64610
	250 V	LV429439	45090	LV431546	48900	LV432646	64610

(1) With every Motor Mechanism, please order 1 no. auxiliary contact additionally. For other voltages of motor mechanism please consult Customer Care.

Description	100/160/250A Reference	Unit MRP [₹]	400/630A Reference	Unit MRP [₹]
Locking of Motor Mechanism				
Keylock adaptor + Ronis keylock (special)	LV429449	4560	-	-
Locking Device	-	-	LV432649	1620
Ronis Keylock	-	-	41940 <input checked="" type="checkbox"/>	6130
Profalux Keylock	-	-	42888	9581
Torque Limiting Screws (Set of 12)	LV429513	3660	LV432513	3990

Monitoring and Control, test tools- ComPact and NSX100 - 630
Monitoring and Control (Remote Operation)

Description	Reference	Unit MRP [₹]
ULP Display Module		
Switchboard front display module FDM121	TRV00121 <input checked="" type="checkbox"/>	18120
Modbus SL Wiring Accessories <input checked="" type="checkbox"/>		
ComPacT NSX BSCM Modbus SL Cord .33m	LV424221	On Request
ComPacT NSX BSCM Modbus SL Cord 1.3m	LV434222	1540
5 RJ45/RJ45 MALE Cord L = 1m	TRV00810	4101
10 Stacking connectors for COM interface	TRV00217	6170
Modbus SL/ULP <input checked="" type="checkbox"/>		
Modbus SL Hub	LV434224	4100
ComPacT NSX BSCM Modbus SL/ULP	LV434220	10270
Power Supply Modules		
External power supply module 24 V DC-1 A OVC IV		
200-240 V AC	LV454444 <input checked="" type="checkbox"/>	22362
Pocket battery for Micrologic NSX100-630	LV434206	26360

Maintenance Module for advanced configuration and testing, contact our nearest Sales office.
ULP = Universal Logic Plug

For details on non-standard references, technical parameters, stockable and non-stockable status, please contact Customer Care Centre.

NORMAL STOCK ITEMS



New Gen-Direct Rotary Handle



New Gen-Extended Rotary Handle



Plug in Base



Draw-Out Chassis Kit

Description	100/160/250A Reference	Unit MRP [₹]	400/630A Reference	Unit MRP [₹]
Rotary Handles				
Standard direct black handle	LV429337T <input checked="" type="checkbox"/>	1660	LV432597T <input checked="" type="checkbox"/>	2500
Standard extended rotary handle	LV429338T <input checked="" type="checkbox"/>	2280	LV432598T <input checked="" type="checkbox"/>	4050
Plug in Base (Complete Kit)				
3 Pole	LV429289 <input checked="" type="checkbox"/>	13440	LV432538 <input checked="" type="checkbox"/>	31720
4 Pole	LV429290 <input checked="" type="checkbox"/>	17410	LV432539 <input checked="" type="checkbox"/>	39540
Draw-Out Chassis Kit				
3 Pole				
Plug In base	LV429289 <input checked="" type="checkbox"/>	13440	LV432538 <input checked="" type="checkbox"/>	31720
Chassis Side Plate for base	LV429282 <input checked="" type="checkbox"/>	17760	LV432532 <input checked="" type="checkbox"/>	22480
Chassis Side Plate for breaker	LV429283 <input checked="" type="checkbox"/>	9420	LV432533 <input checked="" type="checkbox"/>	13110
4 Pole				
Plug In base	LV429290 <input checked="" type="checkbox"/>	17410	LV432539 <input checked="" type="checkbox"/>	39540
Chassis Side Plate for base	LV429282 <input checked="" type="checkbox"/>	17760	LV432532 <input checked="" type="checkbox"/>	22480
Chassis Side Plate for breaker	LV429283 <input checked="" type="checkbox"/>	9420	LV432533 <input checked="" type="checkbox"/>	13110
Plug In / Withdrawable version Accessories				
Automatic Auxilliary Connectors				
1 9-wire fixed connector (for base)	LV429273	1870	LV429273	1870
1 9-wire moving connector (for circuit breaker)	LV429274	1310	LV432523 <input checked="" type="checkbox"/>	1410
1 support for 2 moving connectors	LV429275	1000	LV432525 <input checked="" type="checkbox"/>	1000
Manual Auxilliary Connectors				
9-wire manual auxiliary connector (fixed + moving)	LV429272	6300	LV429272	6300


Note: Above auxiliary connectors to be used with Plug-in and Withdrawable MCCB when Auxiliary Contact, Shunt, UnderVoltage or Motor Mechanism is used.

For details on non-standard references, technical parameters, stockable and non-stockable status, please contact Customer Care Centre.

NORMAL STOCK ITEMS

W.E.F. February 03rd, 2025

Unique Modular Ground Fault Protection



Earth Fault Protection for EasyPact CVS/ ComPact NSX MCCBs Modular Device for EasyPact CVS/ ComPact NSX Range Moulded Case Circuit Breakers

- Adjustable earth fault sensitivity selection 10 to 60%
- Adjustable time delay Inst/ 0.5 - 3 sec.
- System healthiness check through LED indication
- Individual fault indication for OL/SC, EF when used with ComPact NSX & EasyPact CVS (Optional)
- Test facility to check healthiness of earth fault protection system without tripping MCCB
- Suitable for 3P3W & 3P4W electrical distribution network

MCCB Frame	Relay Module rated current	3 Ph + 3W Reference	Unit MRP [₹]	3 Ph + 4W Reference	Unit MRP [₹]
CVS/NSX100	32, 40, 50, 63, 80, 100	GFP11CT13P <input checked="" type="checkbox"/>	8010	GFP11CT14P <input checked="" type="checkbox"/>	8770
CVS/NSX 160 / 250	125, 160, 200, 250	GFP12CT23P <input checked="" type="checkbox"/>	9090	GFP12CT24P <input checked="" type="checkbox"/>	10280
CVS/NSX 400 / 630	400, 630	GFP13CT33P <input checked="" type="checkbox"/>	13770	GFP13CT34P <input checked="" type="checkbox"/>	15020

Note: Kindly order one no. Shunt trip coil along with one Ground Fault Protection Module for CVS100 to 630.

Earth Leakage Protection

ComPact NSX VigiPacT Add-on Module



- Compliance with Standards - IEC60947-2 annex B, IEC 60755, Type A, immunity to DC components up to 6 mA
- Sensitivity In (A)-0.03, 0.1, 0.3, 0.5, 1, 3
- Time delay (ms)-0, 60, 150, 300, 500, 800, 1.2s, 4s
- VigiPacT add-on may be equipped with an auxiliary contact (SDV) to remotely signal tripping due to an earth fault
- Self powered - "no external supply required"

MCCB Frame	Three Pole Reference ⁽¹⁾	Unit MRP [₹]	Four Pole Reference	Unit MRP [₹]
NSX - 100/160	LV429488 <input checked="" type="checkbox"/>	28320	LV429489	31290
NSX - 250	LV429492	31220	LV429493	31920
NSX - 400/630	LV432464	77310	LV432465	82790

For details on non-standard references, technical parameters, stockable and non-stockable status, please contact Customer Care Centre.

NORMAL STOCK ITEMS

W.E.F. February 03rd, 2025



New PacT Series

ComPacT NS

Molded Case Circuit Breakers
and Switch-Disconnectors
from 630b to 1600 A



se.com/in

Life Is On

Schneider
Electric



Environmental Data Program

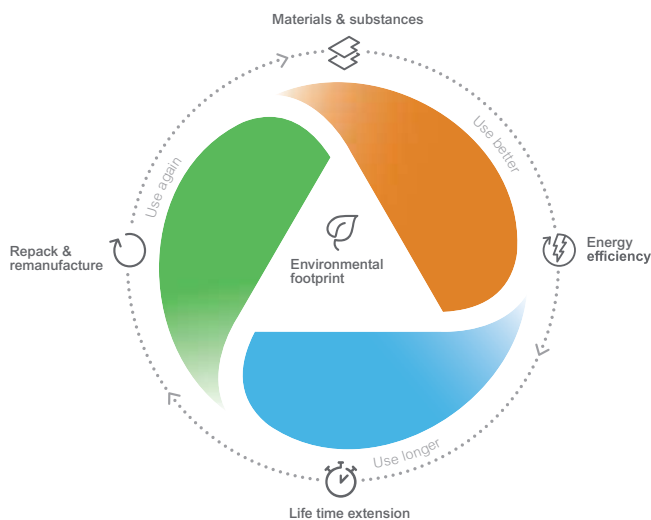


Next-level transparency for better-informed product choices

The Environmental Data Program is a framework for how we measure, categorize, and compare the environmental attributes and footprint of our products.

Using a rigorous, fact-based methodology, the program provides environmental data from across the product lifecycle.

Five data categories across the product lifecycle



Use Better: How sustainable a product is, including environmental footprint, materials and substances, packaging, and energy efficiency.

Use Longer: How a product's life time can be effectively extended in terms of reparability and updatability.

Use Again: How a product can be reused, from dismantling and remanufacturing to recyclability and manufacturer take back.

With this transparent, verified data, customers and partners are empowered to make conscious environmental choices and accurately evaluate and report on sustainability performance.

All our hardware offers have an associated environmental data available on se.com product pages.



Micrologic Control Units - Salient Features

Circuit breakers and switch-disconnectors from 800 to 1600A

- Category B MCCBs
- Ethernet based monitoring, control, alarm notification for energy, asset and network management
- Built-in energy metering with combined accuracy class of 2% for improved energy efficiency
- Total Discrimination
- With Micrologic Trip Units (Common for ACBs & MCCBs) - Unique Feature
- Available in both fixed & drawout versions, manually & electrically operated



Micrologic

With Micrologic 2.0

- LED overload alarm indicator
- Test Facility
- Adjustable neutral protection - N, N/2, OFF for 4 Pole MCCBs
- Adjustable overload (I_r) 0.4 to 1 x I_n
- Adjustable short circuit (Instantaneous) 1.5 to 10 x I_r



Micrologic A

Micrologic 6.0.A Manual & Electrical Fixed

- Features over and above Micrologic 2.0
- Earth fault protection 0.3 to 1 x I_n (for I_n < 400A) & 0.2 to 1 x I_n (for 400A < I_n < 1250A), 500A to 20A x I_n (for I_n >= 1250A), time setting I_{2t} ON/OFF 0.1 - 0.4s and time delay
- With ammeter display & bargraph (unique feature of Schneider MCCB)
- Internal fault (A_p), Individual fault indication by LED
- Zone Selective Interlocking
- Optional Communication



Micrologic E

Micrologic 6.0E (Embedded Energy Metering)

- Features over and above Micrologic 6.0 A
- Current measurement: Ammeter, current demand,
- Voltages (ph-ph, ph-N & unbalance), Power (P,Q,S), power factor, power demand, Energy (E_p, E_q, E_s)

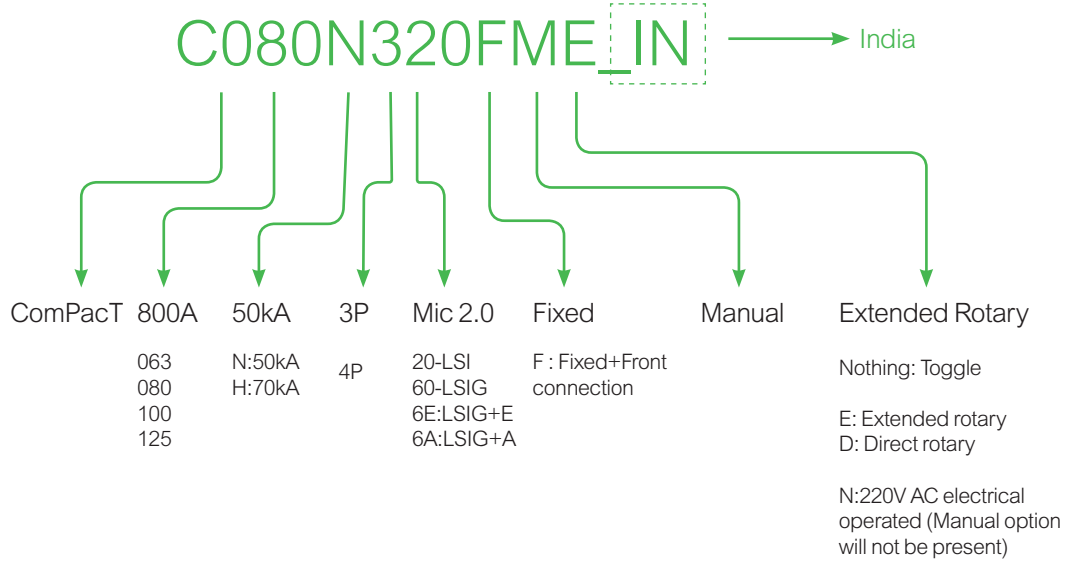


Micrologic P

Micrologic 6.0P

- Micrologic P control units include all the functions offered by Micrologic E
- Measure voltages and calculate power and energy values
- New protection functions based on currents, voltages, frequency
- Power reinforce load protection in real time.

New Gen Compact NS Reference



Breaking Capacity Icu as per IEC 60947-2	Current Rating	Three Pole Reference	Unit MRP [₹]	Four Pole Reference	Unit MRP [₹]
50kA	800A	C080N320FME_IN	On Request	C080N420FME_IN	On Request
	800A	C080N36AFME_IN	On Request	C080N46AFME_IN	On Request
	800A	C080N320FMD_IN*	On Request	C080N46EFME_IN*	On Request
	800A	C080N320FN_IN**	On Request	C080N420FN_IN	On Request
70kA	800A	C080H320FME_IN	On Request	C080H46AFME_IN	On Request
	800A	C080H36AFME_IN	On Request	-	-
50kA	1000A	C100N320FME_IN	On Request	C100N420FME_IN	On Request
	1000A	C100N36AFME_IN	On Request	C100N46AFME_IN	On Request
	1250A	C125N320FME_IN	On Request	C125N420FME_IN	On Request

Note: References for different rating & combination, reach out to Schneider Electric representative

* Direct rotary handle

** 220V AC Electrical operated

EasyPact EZC

Safe, Reliable and Easy



With just three sizes of circuit breakers, Schneider Electric's **EasyPact EZC** system is the simple, universal solution, particularly adapted to Buildings and OEM segments

- Suitability for Isolation ensures safety
- Compliance to RoHS (Restriction of Hazardous Substances) for environment safety

Range Details:

- Global MCCB offer from 15A to 600A
- Operating voltage upto 550VAC
- 1P, 2P, 3P and 4P versions available
- EZC AC version is suitable for DC applications upto 250V DC (15A to 250A breaking capacity up to 30kA)

Note: Connect with Schneider Electric Representative to know more.

For details on non-standard references, technical parameters, stockable and non-stockable status, please contact Customer Care Centre.

NORMAL STOCK ITEMS

W.E.F. February 03rd, 2025

Earth Leakage Protection is obtained by:

- Installing a Micrologic 7.0.A control unit (ComPact NS800 - 3200A/ MasterPact NT/NW ACB)
- Using Vigirex Relays and separate Toroids or Rectangular Sensors

Vigirex Relays



Vigirex Relays along with Vigirex Sensors, may be used to add external Earth Leakage Protection to Circuit Breakers

- Sensitivity Adjustments from 30mA to 30A and time delay settings from (0-4.5 seconds)
- Closed Toroid up to 630A (30 to 300mm in diameter), Split Toroid up to 250A (46 to 110mm in diameter) or
- Rectangular sensor up to 3200A
- 400Hz Distribution System

Note: For further details, please contact our nearest Sales Office.

Type	Control Voltage	Din rail mount Reference	Unit MRP [₹]	Front panel mount Reference	Unit MRP [₹]
RH10 with local manual fault reset	220/240VAC	56130	17370	56230	19070
Sensitivity=0.03A	380/415VAC	56140	17370	56240	26970
RH99 with local manual fault reset	220/240VAC	56173	26230	56273	28390
Sensitivity = 0.03- 30A & time delay= 0-4.5s	380/415VAC	56174	28930	56274	29820
RH197P with local manual or automatic fault reset	220/240VAC		-	56507*	32100
Sensitivity = 0.03- 30A & time delay= 0-4.5s	380/415VAC		-	56508*	73550
RH197P with local manual or automatic fault reset	220/240VAC		-	56512**	70760
Sensitivity = 0.03- 30A & time delay= 0-4.5s	380/415VAC		-	56513**	34040

* alarm at 50% of fault threshold

** alarm at 100% of fault threshold

Vigirex Sensors



Type	Ie(A) Rated Operational Current	Inside Diameter (mm)	Reference	Unit MRP [₹]
TA30	65	30	50437	11080
PA50	85	50	50438	15440
IA80	160	80	50439	18360
MA120	250	120	50440	22090
SA200	400	200	50441	34320
GA300	630	300	50442	71520

Note: For vigirex relay with monitoring and communication facility, contact nearest sales office.

For details on non-standard references, technical parameters, stockable and non-stockable status, please contact Customer Care Centre.

NORMAL STOCK ITEMS

W.E.F. February 03rd, 2025



For Low Voltage Circuit Control and Isolation - Incomers for Distribution Boards

- Conforms to IEC 60947-3/IS 13947 - 3
- Rated operational voltages 500V/690V
- Range 40A to 2500A
- Rated operational current @ AC 23A
- No deration upto 60° C
- Positive contact indication
- Common accessories with ComPact NSX/single auxillary contact
- Making capacity enhanced with ComPact NSX upstream

Pole Description	Rated Operational Current	Reference	Unit MRP ₹
Interpact Range of Switch Disconnectors			
3-Pole	40 A AC-23A	28900	7260
	63 A AC-23A	28902	8770
	100 A AC-23A	28908	10340
	125 A AC-23A	28910	11550
	160 A AC-23A	28912	12550
	200 A AC-23A	31102	21830
	250 A AC-23A	31106	23050
	320 A AC-23A	31108	37550
	400 A AC-23A	31110	42290
4-Pole	630 A AC-23A	31114	43520
	40 A AC-23A	28901	8110
	63 A AC-23A	28903	9600
	100 A AC-23A	28909	11280
	125 A AC-23A	28911	12570
	160 A AC-23A	28913	13880
	200 A AC-23A	31103	24970
	250 A AC-23A	31107	25590
	320 A AC-23A	31109	43490
400 A AC-23A	31111	44920	
630 A AC-23A	31115	50340	
Interpact Changeover Systems (Complete Assembly)			
3-Pole	100 A AC-23A	31140	68700
	160 A AC-23A	31144	70600
	200 A AC-23A	31142	74300
	250 A AC-23A	31146	81600
	320 A AC-23A	31148	97100
	400 A AC-23A	31150	127900
4-Pole	630 A AC-23A	31154	136700
	100 A AC-23A	31141	69400
	160 A AC-23A	31145	73500
	200 A AC-23A	31143	75400
	250 A AC-23A	31147	88700
	320 A AC-23A	31149	118800
400 A AC-23A	31151	131300	
630 A AC-23A	31155	139100	

Description	Reference	Unit MRP ₹
Accessories		
Optional front extended rotary handle INS 250 - black handle (Switch Disconnector)	LV431050	6460
Optional front extended rotary handle INS 320..630 - black handle (Switch Disconnector)	31052	9110
Optional front extended rotary handle INS 40..160 - black handle (Switch Disconnector)	LV428941	3290
6 phase separators - INS100..160	28959	1450
6 phase separators - INS250	29329	1580
6 phase separators - INS400..630	LV432570	1070

For details on non-standard references, technical parameters, stockable and non-stockable status, please contact Customer Care Centre.

NORMAL STOCK ITEMS

W.E.F. February 03rd, 2025



Fuse solutions from the world leader in electrical distribution

- The most complete fuse device offer in single and double break - switch disconnector fuses, fuse switch disconnectors and disconnector fuses
- Double break and Single break offer.
- Short-circuit and overload protection
- Isolation
- On-load switching of circuits

Range Details: NX range Switch Disconnecter Fuse

- 32A to 630A TP, TPN & FP version suitable for DIN/BS fuses.
- 4 break and 8 arcing zones
- IP20 Fuse protection cover is standard.

Range Details: ISFT range Fuse Switch Disconnecter

- 100A to 630A TP, version suitable for DIN fuses.
- Single breaking and direct connection to busbars
- isolation with positive contact indication when the fuse-carrier assembly is in the open position (OFF).

Range Details: ISFL range Vertical Fuse Switch Disconnecter

- 160A to 1250A TP, version suitable for DIN fuses.
- Single breaking and direct connection to busbars
- Two versions i.e Single pole or Three pole operation

- Complete Range from 32 to 630A in TP, TP+N & FP version suitable for DIN/BS fuses.
- 4 breaks and 8 arcing points
- IP20 Fuse Protection Cover is standard
- Higher Mechanical and Electrical life.

Without Enclosure

Rated Operational Current	Poles Description	DIN Type Reference	Unit MRP [₹]
32 A	3P + N	NX032TPNDI <input checked="" type="checkbox"/>	3780
63 A	3P + N	NX063TPNDI <input checked="" type="checkbox"/>	5020
80 A	3P + N	NX080TPNDI	9480
100 A	3P	NX100TPXDI	10560
100 A	3P + N	NX100TPNDI <input checked="" type="checkbox"/>	10870
125 A	3P	NX125TPXDI <input checked="" type="checkbox"/>	12320
125 A	3P + N	NX125TPNDI <input checked="" type="checkbox"/>	13330
160 A	3P + N	NX160TPNDI <input checked="" type="checkbox"/>	14530
200A	3P + N	NX200TPNDI <input checked="" type="checkbox"/>	18670
250 A	3P	NX250TPXDI	22000
250 A	3P + N	NX250TPNDI <input checked="" type="checkbox"/>	22450
250 A	4P	NX250FPXDI	26890
315 A	3P + N	NX315TPNDI <input checked="" type="checkbox"/>	27790
400 A	3P + N	NX400TPNDI <input checked="" type="checkbox"/>	38020
630 A	3P	NX630TPXDI	54570
630 A	3P + N	NX630TPNDI <input checked="" type="checkbox"/>	55310

Accessories/Spares

Description	Reference	Unit MRP [₹]
NX032/NX063/NX080		
Auxiliary contact for FuPact	NXAA11 <input checked="" type="checkbox"/>	1010
Handle operating mechanism (HOM) NX032...NX080	NXR1	730
NX100/NX125/NX160		
Auxiliary contact for FuPact	NXBA11 <input checked="" type="checkbox"/>	940
Fuse holder DIN for BS type NX100...NX160	NXHB21	360
Handle operating mechanism NX100...NX160	NXR2 <input checked="" type="checkbox"/>	1380
NX200		
Auxiliary contact for FuPact	NXBA11 <input checked="" type="checkbox"/>	940
Fuse holder for BS type NX200	NXHB22	370
Fuse holder for DIN NX200	NXHD22	420
Handle operating mechanism NX200	NXR2 <input checked="" type="checkbox"/>	1380
NX250/315/400		
Auxiliary contact for FuPact	NXBA11 <input checked="" type="checkbox"/>	940
Handle operating mechanism for NX250...NX400	NXR3	1430
NX630		
Auxiliary contact for FuPact	NXBA11 <input checked="" type="checkbox"/>	940

Note: For other versions please contact our nearest Sales Office.

For details on non-standard references, technical parameters, stockable and non-stockable status, please contact Customer Care Centre.

NORMAL STOCK ITEMS

W.E.F. February 03rd, 2025



Future of Power Distribution

MasterPact MTZ with MicroLogic Active

LV Circuit Breakers & Switch Disconnectors
from 630A to 6300A



se.com/in

Life Is On

Schneider
Electric

A new digital user experience

With the MasterPacT MTZ active circuit breaker, every stage of the project - from designing and configuring to operating and maintaining - is streamlined using its digital capabilities.

DESIGN



EcoStructure Power Design Software

Single-line diagram design software that calculates and sizes your electrical installation.

EcoStructure Power Build Software

Quick configuration and quotation tool for switchboards.

Design with 3rd Party Software

Completely integrated with third party design software to enhance your work efficiency.

CONFIGURE AND ORDER



Product Selector

Configure MasterPacT MTZ to save time and ensure accuracy

BUILD AND COMMISSION



EcoStructure Power Commission software

Commission and upgrade easily with protection setting and factory-acceptance test.



OPERATE AND MAINTAIN



EcoStructure Power Monitoring Software

Power Monitoring Expert
Power SCADA Operation
Building Operation
Facility Advisor

se.com

Monitor with EcoStructure Energy Hub Software



Operate with MicroLogic Active control unit

Locally in the facility room

Status "at a glance"



Remote, continuous notifications

Track facility data SESA137086, receive alerts in case of power events and scheduled maintenance.

Operate with your smartphone

Locally in the facility room



Bluetooth
NFC
EcoStructure Power Device App

Android



iOS



The Benchmark for Power Circuit Breakers
around the world

MasterPacT NT/NW

LV power circuit breakers 630 to 6300 A



Network Protection



Supervision



ComPact

MasterPact NT and NW

The Benchmark For Power Circuit Breakers Around The World



Ethernet ready MasterPact NT and NW breakers, setting the standard for performance, safety, connectivity and built-in metering; all in optimized frame sizes

- Ethernet based monitoring, control, alarm notification for energy, asset and network management
- Built-in energy metering with combined accuracy class of 2% for improved energy efficiency
- MasterPact is suitable for heavy duty applications



Building Energy Industry Datacenter
& Infrastructure

- MasterPact is an answer to specific applications:
 - 1000V for mining applications
 - Direct current networks
 - Corrosion protection
 - Switch disconnectors and earthing switches

Range Details:

- 630A to 6300A
- Breaking Capacity upto 150kA
- Fixed, Draw out type
- Flexible terminal orientation enables horizontal or vertical alignment changes in the field*

*Not Applicable for 4000A and 6300A

Micrologic Trip System Overview of functions

Micrologic name codes

2.0 E
X Y Z

X: type of protection

- 2 for basic protection
- 5 for selective protection
- 6 for selective + earth-fault protection
- 7 for selective + earth-leakage protection.

Y: control-unit generation

Identification of the control-unit generation.
"0" signifies the first generation.

Z: type of measurement

- E for "Energy"
- P for "power meter"
- H for "harmonic meter".

P: E + power meter + programmable protection

- measurements of V, A, W, VAR, VA, Wh, VARh, VAh, Hz, Vpeak, Apeak, power factor and maximeters and minimeters
- IDMTL long-time protection, minimum and maximum voltage and frequency, voltage and current imbalance, phase sequence, reverse power
- load shedding and reconnection depending on power or current
- measurements of interrupted currents, differentiated fault indications,
- maintenance indications, event histories and time-stamping, etc.

Measurements and programmable protection

- I_1, I_2, I_3, I_N , earth-fault, earth-leakage and maximeter for these measurements
- fault indications
- settings in amperes and in seconds.
- calculates the current demand value
- "Quickview" function for the automatic cyclical display of the most useful values (as standard or by selection).



H: P + harmonics

- power quality: fundamentals, distortion, amplitude and phase of harmonics up to the 31st order
- waveform capture after fault, alarm or on request
- enhanced alarm programming: thresholds and actions.

Solar PVDC ACB Offer

MasterPact NW HADCD - PV switch disconnectors



- 2000A and 4000A @ 1000V DC
- Short Circuit Withstand Capacity upto 85kA 1sec
- Fixed and Draw out type
- High Mechanical and Electrical life

ATS Kit

Suitable for MasterPact NT/ NW ACB

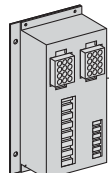
This Kit comprises of :

- Adaptation fixture & set of two cables for mechanical interlocking
- IVE unit for Electrical Interlocking
- ACP control Plate
- UA/BA controller

*Note: For ATS with MasterPact NT/NW ACB, order 2 nos. of ACB's with ready to close PF contact + 1 no. ATS Kit



ACP Unit



IVE Unit



Controller



Mechanical interlocking using cable

Description	Reference	Unit MRP [₹]
ATS Kit for MasterPact NW EDO type with BA 415VAC controller	INA_NWDOB4 <input checked="" type="checkbox"/>	262190
ATS Kit for MasterPact NW EDO type with UA 415VAC controller	INA_NWDOU4 <input checked="" type="checkbox"/>	333130

For details on non-standard references, technical parameters, stockable and non-stockable status, please contact Customer Care Centre.

NORMAL STOCK ITEMS

W.E.F. February 03rd, 2025



The easy choice for reliable performance

EasyPacT MVS

LV power circuit breakers and switch
disconnectors from 800 to 4000 A



se.com/in

Life Is On

Schneider
Electric

EasyPact MVS

The easy choice for reliable performance



- Thermal memory ensures safe tripping in case of consecutive faults
- In-built ZSI feature facilitates intelligent discrimination and enhances installation life
- Mechanical ready to close features checks all safety parameters before closing for enhanced safety
- Trip unit with built in current & voltage metering for easy access to important electrical parameters
- Best in class break time of 25ms creates lower stress on installation
- Pollution degree 4 allows the breaker to operate in harsh environments
- LED bargraph ensures easy access to % phase wise loading information
- Ap protection feature standard in all trip units

Range Details:

- Single frame for 800A to 4000A
- Fixed, Draw out type
- Entire Range $I_{cu}=I_{cs}=I_{cw}=50kA / 65kA$ for 1sec @440V
- Suitability for applications up to 690 V
- Flexible terminal orientation enables horizontal or vertical alignment changes in the field (except for 4000A)

ET/ETA/ETV Trip System

A step towards intelligent Electrical Distribution Network



	ET TRIP UNIT	ETA Trip Unit	ETV TRIP UNIT
Features	Current Metering		●
	Energy Metering		●
	ZSI	●	●
	% Loading Bar Graph for each phase	●	●
	Thermal Memory	●	●
	Last 10 Trip History		
Protection	2 (L, I)	2L	2A
		6G	6A

EasyPact ACB CommunicationModule



Connect



Control




Manage

Make Communication architecture affordable and Easy to maintain

- Connect, Control & Manage three ACBs from one communication module having RS485 port with Modbus RTU protocol.
 - a. Connect breaker ON/OFF status (OF) Breaker trip status (SDE), ready to close status (PF)
 - b. Control remote open/close of air circuit breakers.
 - c. Manage one analog input (4-20mA)



EasyPact MVS communication module connect and control ACB on Modbus Communication architecture.



Material Description

EasyPact MVS Communication module EasyCom

Reference

MVS21430

Unit MRP [₹]

17805

For details on non-standard references, technical parameters, stockable and non-stockable status, please contact Customer Care Centre.

✓ NORMAL STOCK ITEMS

W.E.F. February 03rd, 2025

EasyPact MVS Draw-out ACB

Draw-out type Circuit breakers and Switch Disconnectors 800-4000A



- Conforms to IS/ IEC 60947-2 & 3
- Microprocessor based ET trip systems with thermal memory
- No derating up to 50°C
- Zone Selective Interlocking
- Fully rated neutral with inbuilt protection
- Pre trip alarm & individual fault indicating LEDs
- ET6L provides Overload, Short-circuit, Instantaneous & Earth-fault protections
- $I_{cu}=I_{cs}=I_{cw}(1\text{sec}) = 50\text{kA} @ 440\text{V AC}$

Draw-out Type circuit breaker with Microprocessor based ET6G Trip Unit (without display)

Rating In (A)	3P Draw-Out Manual Reference	Unit MRP [₹]	3P Draw-Out Electrical Reference	Unit MRP [₹]	4P Draw-Out Manual Reference	Unit MRP [₹]	4P Draw-Out Electrical Reference	Unit MRP [₹]
800	MVS08N3MW6L	274150	MVS08N3NW6L	355050	MVS08N4MW6L	344100	MVS08N4NW6L	425000
1000	MVS10N3MW6L	288010	MVS10N3NW6L	368910	MVS10N4MW6L	360510	MVS10N4NW6L	441410
1250	MVS12N3MW6L	320680	MVS12N3NW6L	401580	MVS12N4MW6L	399300	MVS12N4NW6L	480200
1600	MVS16N3MW6L	364470	MVS16N3NW6L	445370	MVS16N4MW6L	444720	MVS16N4NW6L	525620
2000	MVS20N3MW6L	508370	MVS20N3NW6L	589270	MVS20N4MW6L	624330	MVS20N4NW6L	705230
2500	MVS25N3MW6L	628480	MVS25N3NW6L	709380	MVS25N4MW6L	763730	MVS25N4NW6L	844630
3200	MVS32N3MW6L	759860	MVS32N3NW6L	840760	MVS32N4MW6L	931700	MVS32N4NW6L	1012600
4000	MVS40N3MW6L	929350	MVS40N3NW6L	1010250	MVS40N4MW6L	1193880	MVS40N4NW6L	1274780

EasyPact MVS Draw out ACB

ACB variants	LP changes for product Configuration w.r.t. ACB having ET6G trip unit.		How to arrive at new reference number*
Switch Disconnector version (without trip unit)	Reduce	₹19300	Example : ACB reference with ET6G trip unit - MVS08N3MW6L. For switch disconnector reference replace 6L by 0D i.e MVS08N3MW0D
ACB with ET6A trip unit (LCD display with Current Metering)	Add	₹9200	Example : ACB reference with ET6G trip unit - MVS08N3MW6L. For ACB reference with ET6A trip unit replace 6L by 6A i.e MVS08N3MW6A
ACB with ET6V trip unit (LCD display with Current Metering & Voltage Metering and Last 10 Trip History)	Add	₹21200	Example : ACB reference with ET6G trip unit - MVS08N3MW6L. For ACB reference with ET6V trip unit replace 6L by 6V i.e MVS08N3MW6V

*- Same Philosophy for 3 Pole/ 4 Pole and Manual/ Electrical References

Note:

All draw-out type circuit breakers will be supplied with:

- Top and Bottom horizontal terminations.
- 1 No. Electrical fault indication Contact (SDE).
- No. Auxiliary contact block (OF) with 4 C/O contacts.
- Safety shutters on Chassis & door sealing frame- Escutcheon (CDP).

- All electrical operated breakers are supplied with motor mechanism (MCH), closing coil (XF) & shunt release (MX)
- External Neutral CT required for highly un-balanced TP-N system has to be ordered at extra price.
- Any other accessories are optional at extra price.
- The product label on all electrical operated breakers may have different reference number than above printed however both references will have same functionalities. For example
 - MVS08N3NW6L can be represented as MVS08N3EW6L
 - MVS08N3NF6L can be represented as MVS08N3EF6L

For details on non-standard references, technical parameters, stockable and non-stockable status, please contact Customer Care Centre.

☑ NORMAL STOCK ITEMS

W.E.F. February 03rd, 2025

EasyPact MVS Draw-out ACB

Draw-out type Circuit breakers and Switch Disconnectors 800-4000A



- Conforms to IS/ IEC 60947-2 & 3
- Microprocessor based ET trip systems with thermal memory
- No derating up to 50°C
- Fully rated neutral with inbuilt protection
- Pre trip alarm & individual fault indicating LEDs
- ET2L provides Overload & Short-circuit protections
- $I_{cu}=I_{cs}=I_{cw}(1\text{sec}) = 50\text{kA} @ 440\text{V AC}$

Draw-out Type circuit breaker with Microprocessor based ET2L Trip Unit (without display)

Rating In (A)	3P Draw-Out Manual Reference	Unit MRP [₹]	3P Draw-Out Electrical Reference	Unit MRP [₹]	4P Draw-Out Manual Reference	Unit MRP [₹]	4P Draw-Out Electrical Reference	Unit MRP [₹]
800	MVS08N3MW2L	266750	MVS08N3NW2L	347650	MVS08N4MW2L	336700	MVS08N4NW2L	417600
1000	MVS10N3MW2L	280610	MVS10N3NW2L	361510	MVS10N4MW2L	353110	MVS10N4NW2L	434010
1250	MVS12N3MW2L	313280	MVS12N3NW2L	394180	MVS12N4MW2L	391900	MVS12N4NW2L	472800
1600	MVS16N3MW2L	357070	MVS16N3NW2L	437970	MVS16N4MW2L	437320	MVS16N4NW2L	518220
2000	MVS20N3MW2L	500970	MVS20N3NW2L	581870	MVS20N4MW2L	616930	MVS20N4NW2L	697830
2500	MVS25N3MW2L	621080	MVS25N3NW2L	701980	MVS25N4MW2L	756330	MVS25N4NW2L	837230
3200	MVS32N3MW2L	752460	MVS32N3NW2L	833360	MVS32N4MW2L	924300	MVS32N4NW2L	1005200
4000	MVS40N3MW2L	921950	MVS40N3NW2L	1002850	MVS40N4MW2L	1186480	MVS40N4NW2L	1267380

EasyPact MVS Draw out ACB

ACB variants	LP changes for product Configuration w.r.t. ACB having ET2L trip unit.		How to arrive at new reference number*
ACB with ET2A trip unit (LCD display with Current Metering)	Add	₹4600	Example : ACB reference with ET2L trip unit - MVS08N3MW2L. For ACB reference with ET2A trip unit replace 2L by 2A i.e MVS08N3MW2A
ACB with ET2V trip unit (LCD display with Current Metering & Voltage Metering and Last 10 Trip History)	Add	₹13800	Example : ACB reference with ET2L trip unit - MVS08N3MW2L. For ACB reference with ET2V trip unit replace 2L by 2V i.e MVS08N3MW2V

AC* Same Philosophy for 3 Pole/ 4 Pole and Manual/ Electrical References

Note:

All draw-out type circuit breakers will be supplied with:

- Top and Bottom horizontal terminations.
- 1 No. Electrical fault indication Contact (SDE).
- 1 No. Auxiliary contact block (OF) with 4 C/O contacts.
- Safety shutters on Chassis & door sealing frame- Escutcheon (CDP).

- All electrical operated breakers are supplied with motor mechanism (MCH), closing coil (XF) & shunt release (MX).
- External Neutral CT required for highly un-balanced TP-N system has to be ordered at extra price.
- Any other accessories are optional at extra price.
- The product label on all electrical operated breakers may have different reference number than above printed however both references will have same functionalities. For example
 - MVS08N3NW6L can be represented as MVS08N3EW6L
 - MVS08N3NF6L can be represented as MVS08N3EF6L

For details on non-standard references, technical parameters, stockable and non-stockable status, please contact Customer Care Centre.

NORMAL STOCK ITEMS

W.E.F. February 03rd, 2025

EasyPact MVS Fixed ACB

Fixed type Circuit breakers & Switch Disconnectors 800-4000A



- Conforms to IS/ IEC 60947-2 & 3
- Microprocessor based ET trip systems with thermal memory
- No derating up to 50° C
- Zone Selective Interlocking
- Fully rated neutral with inbuilt protection
- Pre trip alarm & individual fault indicating LEDs
- Icu=Ics=Icw(1sec) =50kA @ 440V AC

Fixed Type circuit breaker with Microprocessor based ET6G Trip Unit (without display)

Rating in (A)	3P Fix Manual Reference	Unit MRP [₹]	3P Fix Electrical Reference	Unit MRP [₹]	4P Fix Manual Reference	Unit MRP [₹]	4P Fix Electrical Reference	Unit MRP [₹]
800	MVS08N3MF6L	204430	MVS08N3NF6L	285330	MVS08N4MF6L	259920	MVS08N4NF6L	340820
1000	MVS10N3MF6L	223780	MVS10N3NF6L	304680	MVS10N4MF6L	282290	MVS10N4NF6L	363190
1250	MVS12N3MF6L	257210	MVS12N3NF6L	338110	MVS12N4MF6L	321350	MVS12N4NF6L	402250
1600	MVS16N3MF6L	285500	MVS16N3NF6L	366400	MVS16N4MF6L	369060	MVS16N4NF6L	449960
2000	MVS20N3MF6L	382780	MVS20N3NF6L	463680	MVS20N4MF6L	500240	MVS20N4NF6L	581140
2500	MVS25N3MF6L	466650	MVS25N3NF6L	547550	MVS25N4MF6L	589560	MVS25N4NF6L	670460
3200	MVS32N3MF6L	667980	MVS32N3NF6L	748880	MVS32N4MF6L	824180	MVS32N4NF6L	905080
4000	MVS40N3MF6L	822600	MVS40N3NF6L	903500	MVS40N4MF6L	1031290	MVS40N4NF6L	1112190

EasyPact MVS Fix ACB

ACB variants	LP changes for product Configuration w.r.t. ACB having ET6G trip unit.		How to arrive at new reference number*
Switch Disconnector version (without trip unit)	Reduce	₹19300	Example : ACB reference with ET6G trip unit - MVS08N3MF6L. For switch disconnector reference replace 6L by 0D i.e MVS08N3MF0D
ACB with ET6A trip unit (LCD display with Current Metering)	Add	₹9200	Example : ACB reference with ET6G trip unit - MVS08N3MF6L. For ACB reference with ET6A trip unit replace 6L by 6A i.e MVS08N3MF6A
ACB with ET6V trip unit (LCD display with Current Metering & Voltage Metering and Last 10 Trip History)	Add	₹21200	Example : ACB reference with ET6G trip unit - MVS08N3MF6L. For ACB reference with ET6V trip unit replace 6L by 6V i.e MVS08N3MF6V

* Same Philosophy for 3 Pole/ 4 Pole and Manual/ Electrical References

Note:

All Fix type circuit breakers will be supplied with:

- horizontal / vertical terminal
 - 1 No. Electrical fault indication Contact (SDE).
 - 1 No. Auxiliary contact block (OF) with 4 C/O contacts.
 - door sealing frame- Escutcheon (CDP).
- All switch disconnectors are without protection
 - All electrical operated breakers are supplied with motor mechanism (MCH), closing coil (XF) & shunt release (MX).
 - External Neutral CT required for highly un-balanced TP-N system has to be ordered at extra price.
 - Any other accessories are optional at extra price.
 - The product label on all electrical operated breakers may have different reference number than above printed however both references will have same functionalities. For example
 - MVS08N3NW6L can be represented as MVS08N3EW6L
 - MVS08N3NF6L can be represented as MVS08N3EF6L

For details on non-standard references, technical parameters, stockable and non-stockable status, please contact Customer Care Centre.

☑ NORMAL STOCK ITEMS

W.E.F. February 03rd, 2025

- Conforms to IS/ IEC 60947-2 & 3
- Microprocessor based ET trip systems with thermal memory
- No derating up to 50° C
- Fully rated neutral with inbuilt protection
- Pre trip alarm & individual fault indicating LEDs
- Icu=Ics=Icw(1sec) =50kA @ 440V AC

Fixed Type circuit breaker with Microprocessor based ET2L Trip Unit (without display)

Rating in (A)	3P Fix Manual Reference	Unit MRP [₹]	3P Fix Electrical Reference	Unit MRP [₹]	4P Fix Manual Reference	Unit MRP [₹]	4P Fix Electrical Reference	Unit MRP [₹]
800	MVS08N3MF2L	197030	MVS08N3NF2L	277930	MVS08N4MF2L	252520	MVS08N4NF2L	333420
1000	MVS10N3MF2L	216380	MVS10N3NF2L	297280	MVS10N4MF2L	274890	MVS10N4NF2L	355790
1250	MVS12N3MF2L	249810	MVS12N3NF2L	330710	MVS12N4MF2L	313950	MVS12N4NF2L	394850
1600	MVS16N3MF2L	278100	MVS16N3NF2L	359000	MVS16N4MF2L	361660	MVS16N4NF2L	442560
2000	MVS20N3MF2L	375380	MVS20N3NF2L	456280	MVS20N4MF2L	492840	MVS20N4NF2L	573740
2500	MVS25N3MF2L	459250	MVS25N3NF2L	540150	MVS25N4MF2L	582160	MVS25N4NF2L	663060
3200	MVS32N3MF2L	660580	MVS32N3NF2L	741480	MVS32N4MF2L	816780	MVS32N4NF2L	897680
4000	MVS40N3MF2L	815200	MVS40N3NF2L	896100	MVS40N4MF2L	1023890	MVS40N4NF2L	1104790

EasyPact MVS Fix ACB

ACB variants	LP changes for product configuration w.r.t. ACB having ET2L trip unit	How to arrive at new reference number
ACB with ET2A trip unit (LCD display with Current Metering)	Add ₹4600	Example : ACB reference with ET2L trip unit - MVS08N3MF2L. For ACB reference with ET2A trip unit replace 2L by 2A i.e MVS08N3MF2A
ACB with ET2V trip unit (LCD display with Current Metering & Voltage Metering and Last 10 Trip History)	Add ₹13800	Example : ACB reference with ET2L trip unit - MVS08N3MF2L. For ACB reference with ET2V trip unit replace 2L by 2V i.e MVS08N3MF2V

* Same Philosophy for 3 Pole/ 4 Pole and Manual/ Electrical References

Note:

All Fix type circuit breakers will be supplied with:

- horizontal / vertical terminal
- 1 No. Electrical fault indication Contact (SDE).
- 1 No. Auxiliary contact block (OF) with 4 C/O contacts.
- door sealing frame- Escutcheon (CDP).

- All switch disconnectors are without protection
- All electrical operated breakers are supplied with motor mechanism (MCH), closing coil (XF) & shunt release (MX).
- External Neutral CT required for highly un-balanced TP-N system has to be ordered at extra price.
- Any other accessories are optional at extra price.
- The product label on all electrical operated breakers may have different reference number than above printed however both references will have same functionalities. For example
 - MVS08N3NW6L can be represented as MVS08N3EW6L
 - MVS08N3NF6L can be represented as MVS08N3EF6L

For details on non-standard references, technical parameters, stockable and non-stockable status, please contact Customer Care Centre.

☑ NORMAL STOCK ITEMS

W.E.F. February 03rd, 2025

Component	Specification	Reference	Unit MRP ₹	
Gear Motor (MCH)				
AC 50/60 Hz	100/130 V	47893	64818	
	200/240 V	47894 <input checked="" type="checkbox"/>	64818	
	380/415 V	47896	64818	
DC	24/30 V	47888	64818	
	48/60 V	47889	64818	
	100/125 V	47890	64818	
	200/250 V	47891	64818	
Closing Release (XF)				
AC 50/60 Hz DC	24/30 V DC	33659	9429	
	48/60 V DC	33660	9429	
	100/130 V AC/DC	MVS15511 <input checked="" type="checkbox"/>	9429	
	200/250 V AC/DC	MVS15512 <input checked="" type="checkbox"/>	9429	
	380/480 V AC	MVS15513	9429	
Opening Release (MX)				
AC 50/60 Hz DC	24/30 V DC, 24 V AC	33659	9429	
	48/60 V DC, 48 V AC	33660	9429	
	100/130 V AC/DC	33661 <input checked="" type="checkbox"/>	9364	
	200/250 V AC/DC	33662 <input checked="" type="checkbox"/>	9429	
	380/480 V AC	33664 <input checked="" type="checkbox"/>	9429	
Terminal Block				
For drawout circuit breaker		47849	347	
Under Voltage Release (MN)				
AC 50/60 Hz DC	24/30 V DC, 24 V AC	33668	9429	
	48/60 V DC, 48 V AC	33669	9429	
	100/130 V AC/DC	33670 <input checked="" type="checkbox"/>	9429	
	200/250 V AC/DC	33671 <input checked="" type="checkbox"/>	9429	
	380/480 V AC	33673 <input checked="" type="checkbox"/>	9429	
MN Delay Unit				
AC 50/60 Hz DC	48/60 V AC/DC	Rr (adjustable)	33680	13725
	100/130 V AC/DC	Rr (adjustable)	33681	13725
	200/250 V AC/DC	Rr (adjustable)	33682	13725
	380/480 V AC/DC	Rr (adjustable)	33683	13725
	100/130 V AC/DC	R (non-adjustable)	33684	12781
	200/250 V AC/DC	R (non-adjustable)	33685 <input checked="" type="checkbox"/>	12781
ON/OFF Indication Contacts (Additional OF contact)				
1 additional block of 4 contacts		47887	8311	
Door Interlock (VPECD)/1 part				
On right hand side of chassis		47914 <input checked="" type="checkbox"/>	4524	
Operation Counter				
Operation Counter CDM		48535	12868	

For details on non-standard references, technical parameters, stockable and non-stockable status, please contact Customer Care Centre.

NORMAL STOCK ITEMS

W.E.F. February 03rd, 2025

Easy Series

EasyPact™ MVS T3 at 1140V AC

LV air circuit breakers
from 800 to 4000A
fixed and drawout version



se.com/in

Life Is On

Schneider
Electric

EasyPact SPS

Standard Protection System for your electrical distribution network



800-1600A

ET2.0
Trip System

ET6G
Trip System

Microprocessor Base Trip Units

Schneider Electric Global specialist in the field of ACBs and MCCBs, introduces **EasyPact SPS** range of ACBs

- Single Frame size from 800-1600A
- ASIC Based Microprocessor trip unit with OL, SC & EF protection features, which offer fastest short circuit tripping time in its class
- 25 ms short circuit tripping time ensure low let through energy increase the longevity of an electrical distribution network, cables and equipment
- Offer highest standards of safety for operator as well as Electrical distribution network
- Pollution category –III along with modular technology ensure high operating cycles without maintenance
- Simple to choose and easy to install



- All EasyPact SPS Air Circuit Breakers are equipped with terminal adaptors
- Conforms to IS/ IEC 60947-2 & 3
- Microprocessor based ET trip systems with thermal memory
- Fully rated neutral with inbuilt protection
- ET6L provides Overload, Short-circuit, Instantaneous & Earth-fault protections
- ET2B provides Overload & Short-circuit protections
- Short circuit breaking capacity 50kA @ 440V AC

Draw-out Type circuit breaker with Microprocessor based ET6G Trip Unit

Rating in (A)	3P Draw-Out Manual Reference	Unit MRP [₹]	3P Draw-Out Electrical Reference	Unit MRP [₹]	4P Draw-Out Manual Reference	Unit MRP [₹]	4P Draw-Out Electrical Reference	Unit MRP [₹]
800	SPS08F3PMW6L	226430	SPS08F3PEW6L	280400	SPS08F4PMW6L	283930	SPS08F4PEW6L	337900
1000	SPS10F3PMW6L	238390	SPS10F3PEW6L	292360	SPS10F4PMW6L	301810	SPS10F4PEW6L	355780
1250	SPS12F3PMW6L	266650	SPS12F3PEW6L	320620	SPS12F4PMW6L	340070	SPS12F4PEW6L	394040
1600	SPS16F3PMW6L	300790	SPS16F3PEW6L	354760	SPS16F4PMW6L	384940	SPS16F4PEW6L	438910

Draw-out Type circuit breaker with Microprocessor based ET2B Trip Unit

Rating in (A)	3P Draw-Out Manual Reference	Unit MRP [₹]	3P Draw-Out Electrical Reference	Unit MRP [₹]	4P Draw-Out Manual Reference	Unit MRP [₹]	4P Draw-Out Electrical Reference	Unit MRP [₹]
800	SPS08F3PMW2B	224630	SPS08F3PEW2B	278600	SPS08F4PMW2B	282130	SPS08F4PEW2B	336100
1000	SPS10F3PMW2B	236590	SPS10F3PEW2B	290560	SPS10F4PMW2B	300010	SPS10F4PEW2B	353980
1250	SPS12F3PMW2B	264850	SPS12F3PEW2B	318820	SPS12F4PMW2B	338270	SPS12F4PEW2B	392240
1600	SPS16F3PMW2B	298990	SPS16F3PEW2B	352960	SPS16F4PMW2B	383140	SPS16F4PEW2B	437110

Draw-out Type switch disconnector without protection

Rating in (A)	3P Draw-Out Manual Reference	Unit MRP [₹]	3P Draw-Out Electrical Reference	Unit MRP [₹]	4P Draw-Out Manual Reference	Unit MRP [₹]	4P Draw-Out Electrical Reference	Unit MRP [₹]
800	SPS08F3PMW0D	212230	SPS08F3PEW0D	266200	SPS08F4PMW0D	269730	SPS08F4PEW0D	323700
1000	SPS10F3PMW0D	224190	SPS10F3PEW0D	278160	SPS10F4PMW0D	287610	SPS10F4PEW0D	341580
1250	SPS12F3PMW0D	252450	SPS12F3PEW0D	306420	SPS12F4PMW0D	325870	SPS12F4PEW0D	379840
1600	SPS16F3PMW0D	286590	SPS16F3PEW0D	340560	SPS16F4PMW0D	370740	SPS16F4PEW0D	424710

Note:

All draw-out type circuit breakers will be supplied with:

- Vertical-vertical terminations.
- 1 No. Electrical fault indication Contact (SDE).
- 1 No. Auxiliary contact block (OF) with 2 C/O contacts.
- Safety shutters on Chassis & door sealing frame- Escutcheon (CDP).

- All switch disconnectors are without protection
- All electrical operated breakers are supplied with motor mechanism (MCH), closing coil (XF) and shunt release (MX).
- External Neutral CT required for highly un-balanced TP-N system has to be ordered at extra price.
- Any other accessories are optional at extra price.

For details on non-standard references, technical parameters, stockable and non-stockable status, please contact Customer Care Centre.

NORMAL STOCK ITEMS

W.E.F. February 03rd, 2025



- All EasyPact SPS Air Circuit Breakers are equipped with terminal adaptors
- Conforms to IS/ IEC 60947-2 & 3
- Microprocessor based ET trip systems with thermal memory
- Fully rated neutral with inbuilt protection
- ET6L provides Overload, Short-circuit, Instantaneous & Earth-fault protections
- ET2B provides Overload & Short-circuit protections
- Short circuit breaking capacity 50kA @ 440V AC

Fixed Type circuit breaker with Microprocessor based ET6G Trip Unit

Rating in (A)	3P Fixed Manual Reference	Unit MRP [₹]	3P Fixed Electrical Reference	Unit MRP [₹]	4P Fixed Manual Reference	Unit MRP [₹]	4P Fixed Electrical Reference	Unit MRP [₹]
800	SPS08F3PMF6L	173920	SPS08F3PEF6L	227890	SPS08F4PMF6L	211450	SPS08F4PEF6L	265420
1000	SPS10F3PMF6L	184000	SPS10F3PEF6L	237970	SPS10F4PMF6L	228130	SPS10F4PEF6L	282100
1250	SPS12F3PMF6L	212140	SPS12F3PEF6L	266110	SPS12F4PMF6L	264670	SPS12F4PEF6L	318640
1600	SPS16F3PMF6L	245660	SPS16F3PEF6L	299630	SPS16F4PMF6L	302570	SPS16F4PEF6L	356540

Fixed Type circuit breaker with Microprocessor based ET2B Trip Unit

Rating in (A)	3P Fixed Manual Reference	Unit MRP [₹]	3P Fixed Electrical Reference	Unit MRP [₹]	4P Fixed Manual Reference	Unit MRP [₹]	4P Fixed Electrical Reference	Unit MRP [₹]
800	SPS08F3PMF2B	172120	SPS08F3PEF2B	226090	SPS08F4PMF2B	209650	SPS08F4PEF2B	263620
1000	SPS10F3PMF2B	182200	SPS10F3PEF2B	236170	SPS10F4PMF2B	226330	SPS10F4PEF2B	280300
1250	SPS12F3PMF2B	210340	SPS12F3PEF2B	264310	SPS12F4PMF2B	262870	SPS12F4PEF2B	316840
1600	SPS16F3PMF2B	243860	SPS16F3PEF2B	297830	SPS16F4PMF2B	300770	SPS16F4PEF2B	354740

Fixed Type switch disconnector without protection

Rating in (A)	3P Fixed Manual Reference	Unit MRP [₹]	3P Fixed Electrical Reference	Unit MRP [₹]	4P Fixed Manual Reference	Unit MRP [₹]	4P Fixed Electrical Reference	Unit MRP [₹]
800	SPS08F3PMF0D	159720	SPS08F3PEF0D	213690	SPS08F4PMF0D	197250	SPS08F4PEF0D	251220
1000	SPS10F3PMF0D	169800	SPS10F3PEF0D	223770	SPS10F4PMF0D	213930	SPS10F4PEF0D	267900
1250	SPS12F3PMF0D	197940	SPS12F3PEF0D	251910	SPS12F4PMF0D	250470	SPS12F4PEF0D	304440
1600	SPS16F3PMF0D	231460	SPS16F3PEF0D	285430	SPS16F4PMF0D	288370	SPS16F4PEF0D	342340

Note: All Fixed type circuit breakers will be supplied with: (i) Vertical-vertical terminations. (ii) 1 No. Electrical fault indication Contact (SDE). (iii) 1 No. Auxiliary contact block (OF) with 2 C/O contacts.
All switch disconnectors are without protection | All electrical operated breakers are supplied with motor mechanism (MCH), closing coil (XF) and shunt release (MX). | External Neutral CT required for highly un-balanced TP-N system has to be ordered at extra price. | Any other accessories are optional at extra price.

Accessories

Pole Description	Rated Operational Current	Reference	Unit MRP ₹
Gear Motor (MCH)			
AC 50/60 Hz	100/130 V	33176	64818
AC 50/60 Hz	200/240 V	33177	64818
AC 50/60 Hz	277/415 V	33179	64818
DC	24/30 V	33185	64818
DC	48/60 V	33186	64818
DC	100/125 V	33187	64818
DC	200/250 V	33188	64818
Terminal Block			
For Fixed circuit breaker		47074	401
For Drawout circuit breaker		33098	401
ON/OFF Indication contacts (OF) 1Part			
Changeover contact 6A	240V	47076	1682
Ready to close contact			
Changeover contact 5A	240V	47080	4297
Door interlock (VPECD)/1 part			
Right side of chassis		33172	6467

For details on non-standard references, technical parameters, stockable and non-stockable status, please contact Customer Care Centre.

NORMAL STOCK ITEMS

W.E.F. February 03rd, 2025



ASCO - Automatic Transfer Switches

Power available always when you need it

ASCO Power Technologies is your one stop solution for Transfer Switch solutions to improve power availability by transferring electrical loads to alternate sources of power. Whether you require uninterrupted power supply for critical operations or simply keep the lights on, we have you covered.

se.com/in

Life Is On

Schneider
Electric



ASCO Power Technologies™

The **7000 SERIES** Automatic Transfer Bypass-Isolation Switch is designed for critical applications where uninterrupted power is essential.

- Allows bypass-isolation without load interruption
- Primary transfer switch can be inspected, tested, and maintained without interrupting power to the load
- Transfer switch and bypass transfer switch have identical electrical ratings
- Range: 150 to 4000A
- Draw-out design allows for easy transfer switch maintenance
- Open Transition (OTTS), Closed Transition (CTTS) and Delayed Transition (DTTS) Designs

Series 7000/300, Automatic Transfer Switch (ASCO)

7000/300 Series Power Transfer Switches are available in open and enclosed variants, ranging from 30 to 4000 amps (LV) & 1200 to 3000A (MV) with wide range of accessories. All switching configurations (OTTS, DTTTS, CTTTS) are available with optional integrated bypass-isolation switch.



Open/Closed/Delayed Transition with Bypass



Open/Closed/Delayed Transition Switch



UL /ANSI – 2 Section Medium Voltage ATS



IEC Design – 3 Section Medium Voltage ATS

Series 7000/300, Automatic Transfer Switch (ASCO)

Frame	Rating(A)	Controller Type	Reference (4P, Overlapping Neutral)	Unit MRP [₹]	Controller Type	Reference (4P, Overlapping Neutral)	Unit MRP [₹]
D	30	Series 7000 Group 5 Controller	D07ATSC30030K500	On Request	Series 300 Group G Controller	D03ATSC30030KG00	On Request
	70		D07ATSC30070K500	On Request		D03ATSC30070KG00	On Request
	104		D07ATSC30100K500	On Request		D03ATSC30104KG00	On Request
	150		D07ATSC30150K500	On Request		D03ATSC30150KG00	On Request
	200		D07ATSC30200K500	On Request		D03ATSC30200KG00	On Request
J	230		D07ATSC30230K500	On Request		D03ATSC30230KG00	On Request
	260		J07ATSC30260K500	On Request		J03ATSC30260KG00	On Request
	400		J07ATSC30400K500	On Request		J03ATSC30400KG00	On Request
H	600		J07ATSC30600K500	On Request		J03ATSC30600KG00	On Request
	800		H07ATSC30800K500	On Request		H03ATSC30800KG00	On Request
	1000		H07ATSC31000K500	On Request		H03ATSC31000KG00	On Request
G	1200		H07ATSC31200K500	On Request		H03ATSC31200KG00	On Request
	1600		G07ATSC31600K500	On Request		G03ATSC31600KG00	On Request
	2000		G07ATSC32000K500	On Request		G03ATSC32000KG00	On Request
	2600		G07ATSC32600K500	On Request		G03ATSC32600KG00	On Request
	3000		G07ATSC33000K500	On Request		G03ATSC33000KG00	On Request
	3200		G07ATSC33200K500	On Request		G03ATSC33200KG00	On Request
	4000		G7ATSC34000K5X40RM	On Request		-	-

- Conforming to UL 1008
- Fast & Consistent Transfer (Less than 100ms)
- Single Solenoid True Double throw Design
- High Withstanding & Closing-On Fault Currents (WCR)
- Neutral Overlap to eliminate Voltage Transients
- In-Phase Monitor to avoid Motor Inrush current
- Engine Start/Stop, AMF Logic & Time Delay Setting
- Programmable Daily/Weekly Engine Exerciser
- 4 Line LCD + LED Display
- 99 Events Log & Diagnostics with Date/Time
- Statistical ATS System Monitoring Information
- Communication Compatible (Modbus/Ethernet)

- 2P, 3P & 4P with solid neutral/Switched Neutral are available
- ATS with stand alone Type Tested NEMA Enclosure available
- For Series 7000 Close Transition, Bypass Option & Medium Voltage ATS offer please contact Customer Care Centre

For details on non-standard references, technical parameters, stockable and non-stockable status, please contact Customer Care Centre.

NORMAL STOCK ITEMS

W.E.F. February 03rd, 2025

WOTPC, Automatic transfer switch

- Conforming to IEC 60947-6-1
- Solenoid operated, Built-in Microprocessor Controller
- 1000-4000 Amps in same compact frame
- Utilization Category: AC 33A
- Mechanical Endurance: 20,000 ops
- Rated Short circuit withstand of 65 kA, 3sec
- Built in RS 485 port for communication



Rating (amps)	Poles	Reference	Unit MRP [₹]	Poles	Reference	Unit MRP [₹]
1000	3P	OT10003D5VI	On Request	4P	OT10004D5VI	On Request
1250	3P	OT12503D5VI	On Request	4P	OT12504D5VI	On Request
1600	3P	OT16003D5VI	On Request	4P	OT16004D5VI ✓	On Request
2000	3P	OT20003D5VI	On Request	4P	OT20004D5VI ✓	On Request
2500	3P	OT25003D5VI	On Request	4P	OT25004D5VI ✓	On Request
3200	3P	OT32003D5I	On Request	4P	OT32004D5I ✓	On Request
4000	3P	OT40003D5I	On Request	4P	OT40004D5I	On Request

*above references are with vertical termination, for horizontal terminal please contact customer care

WOTPC Accessories



The transfer switch connects to the controller through extension harness. The controller automatically transfers between the utility and backup source.

Description	Reference	Unit MRP [₹]
Phase Partition (Each)	W0OT0001I	On Request
Extension Harness (4m)	W0OT0002I	On Request
Copper bar for Vertical Wiring	W0OT0003I	On Request

For details on non-standard references, technical parameters, stockable and non-stockable status, please contact Customer Care Centre.

✓ NORMAL STOCK ITEMS

W.E.F. February 03rd, 2025

Advanced transfer switch to maximize



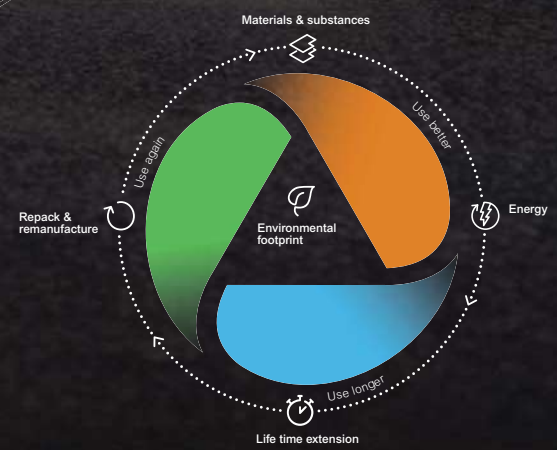
UPTIME



TransferPacT™ Active Automatic

“TransferPacT Active Automatic is now ready to deliver maximum uptime and safety with a complete range from 32A to 1600A

- Conforming to IEC 60947-6-1
- Optimize panel space by up to 30%, saving cost and improving efficiency
- Ultra fast transfer speed for better power availability
- Solenoid operated, Built - in Microprocessor Controller
- Robust design
- Utilization Category: AC 33A/B
- Poles: 3,4
- Scalable with plug and play - 10 function modules
- Connectivity with compliance to cyber security standard IEC 62443 - SL 1



Environmental data program

se.com/in

TransferPacT Active Automatic



TransferPacT is an Ecostruxure-ready advance transfer switch to maximize reliability and uptime for your facility.

- Conforming to IEC 60947-6-1
- Solenoid operated, Built-in Microprocessor Controller
- Fast transfer time of <500ms
- 2,3 and 4 Pole configuration ranging within 32-800A
- Three position, Open transition transfer switch
- Extreme Environment proof with operating temperature of -25 to 70°C
- Utilization Category: AC 33A/B
- Tested for Total Discrimination with ComPacT NSXm Circuit breakers for seamless integration.
- Scalable with plug and play - 10 function modules
- Connectivity with compliance to cyber security standard IEC 62443, SL1 Level

Frame		TA10					TA16				
Rating (amps)	Poles*	Reference	Unit MRP [₹]	Poles*	Reference	Unit MRP [₹]	Poles*	Reference	Unit MRP [₹]		
32	2P	TA10D2L0323TPE	On Request	4P	TA10D4L0324TPE	On Request	-	-	-		
40	2P	TA10D2L0403TPE	On Request	4P	TA10D4L0404TPE	On Request	-	-	-		
50	2P	TA10D2L0503TPE	On Request	4P	TA10D4L0504TPE	On Request	-	-	-		
63	2P	TA10D2L0633TPE	On Request	4P	TA10D4L0634TPE	On Request	-	-	-		
80	2P	TA10D2L0803TPE	On Request	4P	TA10D4L0804TPE	On Request	4P	TA16D4L0804TPE	On Request		
100	2P	TA10D2L1003TPE	On Request	4P	TA10D4L1004TPE	On Request	4P	TA16D4L1004TPE	On Request		
125	-	-	-	-	-	-	4P	TA16D4L1254TPE	On Request		
160	-	-	-	-	-	-	4P	TA16D4L1604TPE	On Request		

*For 3P ATS, please contact Customer Care Centre.

Frame		TA25			TA63		
Rating (amps)	Poles*	Reference	Unit MRP [₹]	Poles*	Reference	Unit MRP [₹]	
200	4P	TA25D4L2004TPE	On Request	-	-	-	
250	4P	TA25D4L2504TPE	On Request	-	-	-	
320	-	-	-	4P	TA63D4L3204TPE	On Request	
400	-	-	-	4P	TA63D4L4004TPE	On Request	
500	-	-	-	4P	TA63D4L5004TPE	On Request	
630	-	-	-	4P	TA63D4L6304TPE	On Request	

*For 3P ATS, please contact Customer Care Centre.

Frame		TA80			TA1A		
Rating (amps)	Poles*	Reference	Unit MRP [₹]	Poles*	Reference	Unit MRP [₹]	
800	4P	TA80D4L8004TPE	On Request	4P	TA1AD4L8004TPE	On Request	
1000	-	-	-	4P	TA1AD4L10H4TPE	On Request	
1200	-	-	-	4P	TA1AD4L12H4TPE	On Request	
1600	-	-	-	4P	TA1AD4L16H4TPE	On Request	

*For 3P ATS, please contact Customer Care Centre.

For details on non-standard references, technical parameters, stockable and non-stockable status, please contact Customer Care Centre.

NORMAL STOCK ITEMS

W.E.F. February 03rd, 2025

TransferPacT Active Automatic

TransferPacT Active Automatic Accessories



HMI cable



External HMI



Function Module

TransferPacT Active Automatic is designed to provide maximum scalability with plug and play function modules (no increase in the footprint) and intuitive external HMI.

Accessory Type	Description	Reference	Unit MRP [₹]
Communication function modules	Modbus RTU (Serial Port)	TPCCOM16	On Request
	BUS extension and 24 Vdc auxiliary supply	TPCDIO15	On Request
Fire Protection function modules	Fire protection,24VDC pulse	TPCDIO10	On Request
	Fire protection,24VDC constant	TPCDIO11	On Request
	Fire protection,230VAC constant	TPCDIO13	On Request
	Fire protection,dry contact	TPCDIO14	On Request
	Genset start and Alarm	TPCDIO17	On Request
Control and Signalling function modules	Load shedding and Availability warning	TPCDIO05	On Request
	Transfer inhibit and Remote testing	TPCDIO07	On Request
	Voluntary Remote Control	TPCDIO08	On Request
Display Modules	External HMI	TPCCIF04	On Request
	LCD display	TPCCIF01	On Request
	Rotary display	TPCCIF02	On Request
	IP54 cover	TPCOTH37	On Request

*For more details on accessories, please contact Customer Care Centre.

Circuit Breaker/Transfer Switching Equipment Coordination

Upstream: ComPacT NSXm

Downstream: TransferPacT TA10, TA16

Ue: ≤440 V AC

Load side		TSE		TA10				TA16				
		Rating (A)	32	40	50	63	80	100	80	100	125	160
		Ith (A) 60°C	32	40	50	63	80	100	80	100	125	160
		Icw (kA)	3	3	3	3	3	3	5.5	5.5	5.5	5.5
		Icm (kA)	15	15	15	15	15	15	20	20	20	20
Supply side Icu		Icu (kA)										
Circuit breaker:		415 V	440 V	Ir (A)	TSE conditionnal short-circuit current and related making capacity:							
NSXm E TMD Micrologic 4.1	16	10	Ir ≤ 32	T	T	T	T	T	T	T	T	T
			Ir ≤ 40		T	T	T	T	T	T	T	T
			Ir ≤ 50			T	T	T	T	T	T	T
			Ir ≤ 63			T	T	T	T	T	T	T
			Ir ≤ 80					T	T	T	T	T
			Ir ≤ 100						T	T	T	T
			Ir ≤ 125								T	T
NSXm B TMD Micrologic 4.1	25	20	Ir ≤ 32	T	T	T	T	T	T	T	T	T
			Ir ≤ 40		T	T	T	T	T	T	T	
			Ir ≤ 50			T	T	T	T	T	T	
			Ir ≤ 63			T	T	T	T	T	T	
			Ir ≤ 80					T	T	T	T	
			Ir ≤ 100						T	T	T	
			Ir ≤ 125								T	
NSXm F TMD Micrologic 4.1	36	35	Ir ≤ 32	T	T	T	T	T	T	T	T	
			Ir ≤ 40		T	T	T	T	T	T		
			Ir ≤ 50			T	T	T	T	T		
			Ir ≤ 63			T	T	T	T	T		
			Ir ≤ 80					T	T	T		
			Ir ≤ 100						T	T		
			Ir ≤ 125								T	
NSXm N TMD Micrologic 4.1	50	50	Ir ≤ 32	36/75	36/75	36/75	36/75	36/75	36/75	T	T	T
			Ir ≤ 40		36/75	36/75	36/75	36/75	36/75	T	T	
			Ir ≤ 50			36/75	36/75	36/75	36/75	T	T	
			Ir ≤ 63				36/75	36/75	36/75	T	T	
			Ir ≤ 80					36/75	36/75	T	T	
			Ir ≤ 100						36/75	T	T	
			Ir ≤ 125								T	
NSXm N TMD Micrologic 4.1	70	65	Ir ≤ 32	36/75	36/75	36/75	36/75	36/75	36/75	T	T	T
			Ir ≤ 40		36/75	36/75	36/75	36/75	36/75	T	T	
			Ir ≤ 50			36/75	36/75	36/75	36/75	T	T	
			Ir ≤ 63				36/75	36/75	36/75	T	T	
			Ir ≤ 80					36/75	36/75	T	T	
			Ir ≤ 100						36/75	T	T	
			Ir ≤ 125								T	
Ir ≤ 160									T			

- T** : Protection of the Transfer Switching Equipment is ensured but combination not very relevant
- T** : Transfer Switching Equipment is totally coordinated up to the Icu of the circuit breaker installed on supply side
- 36/75** : Transfer Switching Equipment is protected up to 36 kA rms / 75 kA peak
- : Protection of the Transfer Switching Equipment is not ensured.

For details on non-standard references, technical parameters, stockable and non-stockable status, please contact Customer Care Centre.

NORMAL STOCK ITEMS

W.E.F. February 03rd, 2025

Circuit Breaker/Transfer Switching Equipment Coordination

Upstream: ComPacT NSX100-250

Downstream: TransferPacT TA10, TA16

Ue: ≤440 V AC

Load side		TSE		TA10				TA16				
		Rating (A)	32	40	50	63	80	100	80	100	125	160
		Ith (A) 60°C	32	40	50	63	80	100	80	100	125	160
		Icw (kA)	3	3	3	3	3	3	5.5	5.5	5.5	5.5
		Icm (kA)	15	15	15	15	15	15	20	20	20	20
Supply side Icu		Icu (kA)										
Circuit breaker:		415 V	440 V	Ir (A)	TSE conditional short-circuit current and related making capacity:							
NSX100B NSX160B TMD/TMG/ Micrologic	25	20	Ir ≤ 32	T	T	T	T	T	T	T	T	T
			Ir ≤ 40		T	T	T	T	T	T	T	T
			Ir ≤ 50			T	T	T	T	T	T	T
			Ir ≤ 63				T	T	T	T	T	T
			Ir ≤ 80						T	T	T	T
			Ir ≤ 100						T	T	T	T
			Ir ≤ 125								T	T
NSX250B TMD/TMG/ Micrologic	25	20	Ir ≤ 32	T	T	T	T	T	T	T	T	T
			Ir ≤ 40		T	T	T	T	T	T	T	
			Ir ≤ 50			T	T	T	T	T	T	
			Ir ≤ 63				T	T	T	T	T	
			Ir ≤ 80						T	T	T	
			Ir ≤ 100						T	T	T	
			Ir ≤ 125								T	T
NSX100F NSX160F TMD/TMG/ Micrologic	36	35	Ir ≤ 32	T	T	T	T	T	T	T	T	T
			Ir ≤ 40		T	T	T	T	T	T	T	
			Ir ≤ 50			T	T	T	T	T	T	
			Ir ≤ 63				T	T	T	T	T	
			Ir ≤ 80						T	T	T	
			Ir ≤ 100						T	T	T	
			Ir ≤ 125								T	T
NSX250F TMD/TMG/ Micrologic	36	35	Ir ≤ 32	25/52	25/52	25/52	25/52	25/52	25/52	T	T	T
			Ir ≤ 40		25/52	25/52	25/52	25/52	25/52	T	T	
			Ir ≤ 50			25/52	25/52	25/52	25/52	T	T	
			Ir ≤ 63				25/52	25/52	25/52	T	T	
			Ir ≤ 80					25/52	25/52	T	T	
			Ir ≤ 100						25/52	T	T	
			Ir ≤ 125								T	T
NSX100N/H NSX160N/H TMD/TMG/ Micrologic	50/ 70	50/ 65	Ir ≤ 32	36/75	36/75	36/75	36/75	36/75	36/75	T	T	T
			Ir ≤ 40		36/75	36/75	36/75	36/75	36/75	T	T	
			Ir ≤ 50			36/75	36/75	36/75	36/75	T	T	
			Ir ≤ 63				36/75	36/75	36/75	T	T	
			Ir ≤ 80					36/75	36/75	T	T	
			Ir ≤ 100						36/75	T	T	
			Ir ≤ 125								T	T
NSX250N/H TMD/TMG/ Micrologic	50/ 70	50/ 65	Ir ≤ 32	25/52	25/52	25/52				T	T	T
			Ir ≤ 40		25/52	25/52	25/52	25/52	25/52	T	T	
			Ir ≤ 50			25/52	25/52	25/52	25/52	T	T	
			Ir ≤ 63				25/52	25/52	25/52	T	T	
			Ir ≤ 80					25/52	25/52	T	T	
			Ir ≤ 100						25/52	T	T	
			Ir ≤ 125								T	T

For details on non-standard references, technical parameters, stockable and non-stockable status, please contact Customer Care Centre.

☑ NORMAL STOCK ITEMS

W.E.F. February 03rd, 2025

Circuit Breaker/Transfer Switching Equipment Coordination

Upstream: ComPacT NSX100-250

Downstream: TransferPacT TA10, TA16

Ue: ≤440 V AC

Load side			TSE		TA10				TA16				
			Rating (A)	32	40	50	63	80	100	80	100	125	160
			Ith (A) 60°C	32	40	50	63	80	100	80	100	125	160
			Icw (kA)	3	3	3	3	3	3	5.5	5.5	5.5	5.5
			Icm (kA)	15	15	15	15	15	15	20	20	20	20
Supply side			Icu (kA)										
Circuit breaker:			415 V	440 V	Ir	TSE conditionnal short-circuit current and related making capacity:							
NSX100S/L/R NSX160S/L/R TMD/TMG/ Micrologic	100/ 150/ 200	90/ 150/ 200	Ir ≤ 32	36/75	36/75	36/75	36/75	36/75	36/75	65/143	65/143	65/143	65/143
			Ir ≤ 40	36/75	36/75	36/75	36/75	36/75	65/143	65/143	65/143	65/143	
			Ir ≤ 50	36/75	36/75	36/75	36/75	65/143	65/143	65/143	65/143		
			Ir ≤ 63	36/75	36/75	36/75	65/143	65/143	65/143	65/143			
			Ir ≤ 80	36/75	36/75	65/143	65/143	65/143	65/143				
			Ir ≤ 100	36/75	65/143	65/143	65/143						
			Ir ≤ 125	65/143	65/143								
			Ir ≤ 160	65/143									
NSX250S/L/R TMD/TMG/ Micrologic	100/ 150/ 200	90/ 150/ 200	Ir ≤ 32	25/52	25/52	25/52	25/52	25/52	25/52	65/143	65/143	65/143	65/143
			Ir ≤ 40	25/52	25/52	25/52	25/52	25/52	65/143	65/143	65/143	65/143	
			Ir ≤ 50	25/52	25/52	25/52	25/52	65/143	65/143	65/143	65/143		
			Ir ≤ 63	25/52	25/52	25/52	65/143	65/143	65/143	65/143			
			Ir ≤ 80	25/52	25/52	65/143	65/143	65/143	65/143				
			Ir ≤ 100	25/52	65/143	65/143	65/143						
			Ir ≤ 125	65/143	65/143								
			Ir ≤ 160	65/143									

- T : Protection of the Transfer Switching Equipment is ensured but combination not very relevant
- T : Transfer Switching Equipment is totally coordinated up to the Icu of the circuit breaker installed on supply side
- 36/75 : Transfer Switching Equipment is protected up to 36 kA rms / 75 kA peak
- : Protection of the Transfer Switching Equipment / circuit breaker is not ensured.

For details on non-standard references, technical parameters, stockable and non-stockable status, please contact Customer Care Centre.

NORMAL STOCK ITEMS

W.E.F. February 03rd, 2025

Circuit Breaker/Transfer Switching Equipment Coordination

Upstream: ComPacT NSX100-630 NS630b NS800L/H/L

Downstream: TransferPacT Automatic TA25, TR25, TA63, TR63, TA80, TR80

Ue: ≤440 V AC

Load side		TSE		TA25, TR25				TA63, TR63				TA80, TR80	
Rating (A)				100	160	200	250	320	400	500	630	800	
Ith (A) 60°C				100	160	200	250	320	400	500	630	800	
Icw (kA)				15/0.1s	15/0.1s	15/0.1s	15/0.1s	25/0.1s	25/0.1s	25/0.1s	25/0.1s	25/0.1s	
				10/0.5s	10/0.5s	10/0.5s	10/0.5s	20/0.5s	20/0.5s	20/0.5s	20/0.5s	20/0.5s	
				8/1s	8/1s	8/1s	8/1s	15/1s	15/1s	15/1s	15/1s	15/1s	
Icm (kA)				30	30	30	30	40	40	40	40	40	
Supply side													
Circuit breaker:		415 V	440 V	I _r	TTSE conditionnal short-circuit current and related making capacity:								
NSX100B/F/N/H/S/L				I _r ≤100	T	T	T	T	T	T	T	T	T
NSX160B/F/N/H/S/L				I _r ≤160		T	T	T	T	T	T	T	T
NSX250B/F/N/H/S/L		25/36/50/70/100/150	20/35/50/65/90/130	I _r ≤200			T	T	T	T	T	T	T
TMD/TMG/ Micrologic				I _r ≤250				T	T	T	T	T	T
NSX100R				I _r ≤100	T	T	T	T	T	T	T	T	T
NSX250R		200	200	I _r ≤160		T	T	T	T	T	T	T	T
TMD/TMG/ Micrologic				I _r ≤200			T	T	T	T	T	T	T
				I _r ≤250				T	T	T	T	T	T
NSX400F/N/H/S/L				I _r =100	T	T	T	T	T	T	T	T	T
NSX630F/N/H/S/L				I _r ≤160		T	T	T	T	T	T	T	T
Micrologic				I _r ≤200			T	T	T	T	T	T	T
Note:		36/50/70/100/150	30/42/65/90/130	I _r ≤250				T	T	T	T	T	T
Min. In 100 A				I _r ≤320					T	T	T	T	T
Max. In 570A				I _r ≤400						T	T	T	T
				I _r ≤500							T	T	T
				I _r ≤630								T	T
NSX400R				I _r =100	150/330	150/330	150/330	150/330	T	T	T	T	T
NSX630R				I _r ≤160		150/330	150/330	150/330	T	T	T	T	T
Micrologic				I _r ≤200			150/330	150/330	T	T	T	T	T
Note:		200	200	I _r ≤250				150/330	T	T	T	T	T
Min. In 100 A				I _r ≤320					T	T	T	T	T
Max. In 570A				I _r ≤400						T	T	T	T
				I _r ≤500							T	T	T
				I _r ≤630								T	T
NS630b/800 N		50	50	I _r ≤320					20/50	20/50	20/50	20/50	20/50
				I _r ≤400						20/50	20/50	20/50	20/50
				I _r ≤500							20/50	20/50	20/50
				I _r ≤630								20/50	20/50
				I _r ≤800									20/50
NS630b/800H		70	65	I _r ≤320					20/50	20/50	20/50	20/50	20/50
				I _r ≤400						20/50	20/50	20/50	20/50
				I _r ≤500							20/50	20/50	20/50
				I _r ≤630								20/50	20/50
				I _r ≤800									20/50
NS630b/800 L		150	130	I _r ≤320					T	T	T	T	T
				I _r ≤400						T	T	T	T
				I _r ≤500							T	T	T
				I _r ≤630								T	T
				I _r ≤800									T

T : Transfer Switching Equipment is totally coordinated up to the I_{cu} of the circuit breaker installed on supply side

150/330 : Transfer Switching Equipment is protected up to 150 kA rms / 330 kA peak

: Protection of the Transfer Switching Equipment / circuit breaker is not ensured.

For details on non-standard references, technical parameters, stockable and non-stockable status, please contact Customer Care Centre.

NORMAL STOCK ITEMS

W.E.F. February 03rd, 2025

Circuit Breaker/Transfer Switching Equipment Coordination

Upstream: ComPacT NS630b to 1600/ MasterPact MTZ1/MTZ2

Downstream: TransferPacT Automatic TA1A

Ue: ≤440 V AC

Load side	TSE			TA1A(1600)			
	Rating (A)	800	1000	1250	1600		
	Ith (A) 60°C	32	40	50	63		
	Icw (kA)	70/0.1s 50/0.5s	70/0.1s 50/0.5s	70/0.1s 50/0.5s	70/0.1s 50/0.5s		
	Icm (kA)	105	105	105	105		
Supply side	Icu (kA)						
Circuit breaker:	415 V	440 V	Ir	TTSE conditionnal short-circuit current and related making capacity:			
NS630b-1600N	50	50	Ir≤800	T	T	T	T
			Ir≤1000		T	T	T
			Ir≤1250			T	T
			Ir≤1600				T
NS630b/1600H	70	65	Ir≤800	T	T	T	T
			Ir≤1000		T	T	T
			Ir≤1250			T	T
			Ir≤1600				T
NS630b/1000 L	150	130	Ir≤800	T	T	T	T
			Ir≤1000		T	T	T
			Ir≤800	T	T	T	T
			Ir≤1000		T	T	T
MTZ1 H1 06-16	42	42	Ir≤800		T	T	T
			Ir≤1000		T	T	T
			Ir≤1250			T	T
			Ir≤1600				T
MTZ1 H2 06-16	50	50	Ir≤800	T	T	T	T
			Ir≤1000		T	T	T
			Ir≤1250			T	T
			Ir≤1600				T
MTZ1 H3 06-16	66	66	Ir≤800	T	T	T	T
			Ir≤1000		T	T	T
			Ir≤1250			T	T
			Ir≤1600				T
MTZ1 L1 06-10	150	130	Ir≤800	T	T	T	T
			Ir≤1000		T	T	T
			Ir≤800	T	T	T	T
			Ir≤1000		T	T	T
MTZ2 N1 08-20	42	42	Ir≤800		T	T	T
			Ir≤1250			T	T
			Ir≤1600				T
			Ir≤800	50/105	50/105	50/105	50/105
MTZ2 H1 08-20	66	66	Ir≤1000		50/105	50/105	50/105
			Ir≤1250			50/105	50/105
			Ir≤1600				50/105
			Ir≤800	50/105	50/105	50/105	50/105
MTZ2 H2 08-20	100	100	Ir≤1000		50/105	50/105	50/105
			Ir≤1250			50/105	50/105
			Ir≤1600				50/105
			Ir≤1600				50/105

T

: Total coordination, Transferpact is protected up to Icu of downstream circuit-breaker

50/105

: Transferpact is protected up to 70 kArms/130 kA peak of presumed short-circuit current

: Protection of the Transfer Switching Equipment / circuit breaker is not ensured.

For details on non-standard references, technical parameters, stockable and non-stockable status, please contact Customer Care Centre.

NORMAL STOCK ITEMS

W.E.F. February 03rd, 2025

WATSN (ATS and RTS)

WATSN is a Compact , Easy and Scalable Transfer Switch for safe and reliable source management.

- Conforming to IEC 60947-6-1
- Automatic and Remote Transfer switches
- Three Position, Open Transition Transfer Switch
- 2,3,4 pole configurations ranging within 63 -630A
- Fast Transfer Speed of <100ms
- Solenoid operated, Built-in Microprocessor Controller(for ATS)
- Reduced size and footprint upto 30%
- Tested for Total Discrimination with EasyPacT CVS Circuit breakers for seamless integration in the power train.
- Utilization Category: AC 33B



WATSN Automatic Transfer Switch

Rating (amps)	Poles	Reference	Unit MRP [₹]	Poles	Reference	Unit MRP [₹]	Poles	Reference	Unit MRP [₹]
63	2P	NA00632V	41000	3P	NA00633V	42500	4P	NA00634V ✓	43500
100	2P	NA01002V	51500	3P	NA01003V	53000	4P	NA01004V ✓	55000
160	2P	N2A01602V	82000	3P	N2A01603V	83000	4P	N2A01604V ✓	84000
250	-	-	-	3P	NA02503V	150000	4P	NA02504V ✓	155000
400	-	-	-	3P	NA04003V	255000	4P	NA04004V ✓	275000
630	-	-	-	3P	NA06303V	320000	4P	NA06304V ✓	330000

WATSN Remote Transfer Switch

Rating (amps)	Poles	Reference	Unit MRP [₹]	Poles	Reference	Unit MRP [₹]	Poles	Reference	Unit MRP [₹]
63	2P	NR00632	On Request	3P	NR00633	On Request	4P	NR00634	On Request
100	2P	NR01002	On Request	3P	NR01003	On Request	4P	NR01004	On Request
160	2P	N2R01602	On Request	3P	N2R01603	On Request	4P	N2R01604	On Request
250	2P	-	-	3P	NR02503	On Request	4P	NR02504	On Request
400	2P	-	-	3P	NR04003	On Request	4P	NR04004	On Request
630	2P	-	-	3P	NR06303	On Request	4P	NR06304	On Request

WATSN Accessories



Function Module



T-Helper

WATSN is a simple and scalable transfer switch with add-on function modules.(Any two function modules can be connected at a time)

Accessory Type	Description	Reference	Unit MRP [₹]
Fire Protection function modules	DC24V Constant voltage fire linkage	NF001	On Request
	DC24V Pulse fire linkage	NF002	On Request
	AC220V Constant voltage fire linkage	NF003	On Request
	AC220V Pulse fire linkage	NF004	On Request
	Passive fire linkage	NF005	On Request
Control and Signalling function modules	Genset control module	NF006	On Request
	Genset control&Communication module	NF008	On Request
	Remote control to S2	NF012	On Request
Communication accessories	Modbus communication module with RS485 interface	NF007	On Request
	T-Helper Operation and maintenance Helper	NF028 ✓	On Request

*For more details on accessories, please contact Customer Care Centre.

For details on non-standard references, technical parameters, stockable and non-stockable status, please contact Customer Care Centre.

✓ NORMAL STOCK ITEMS

W.E.F. February 03rd, 2025

Class PC transfer switch

Circuit-breaker / Transfer Switch Equipment coordination

Complementary technical informations
Ue <=415 VAC

Upstream
Downstream

EasyPact CVS
WATSN

Load side		TSE	WATSN			
		Rating	100	160	250	630
		Ith (A) 40°C	100	160	250	630
		Icw (kA)	5	10	10	12
		Icm (kAp)	7.65	17	17	25
Supply side	Icu (kA)					
Circuit breaker:	415V	Ir	TSE conditional short-circuit current and related making capacity:			
CVS100B	25		5	T	T	T
CVS160B	25			T	T	T
CVS250B	25				T	T
CVS100F	36		5	25	25	T
CVS160F	36			25	25	T
CVS250F	36				25	T
CVS400F	36					36
CVS630F	36					36
CVS100N	50		5	25	25	T
CVS160N	50			25	25	T
CVS250N	50				25	T
CVS400N/H	50/70					36
CVS630N/H	50/70					36

T Transfer Switch Equipment is Totally coordinated up to Icu of circuit breaker installed on supply side.

Protection of the Transfer Switch Equipment is not ensured

Life Is 

Schneider
 Electric

Schneider Electric India Pvt. Ltd.

Corporate Office: 9th Floor, DLF Building No. 10, Tower C, DLF Cyber City, Phase II, Gurugram - 122002, Haryana
Tel: 0124 3940400, www.se.com/in

Ahmedabad

Schneider Electric India (P) Ltd.
1506-1507, 15th Floor Shapth-5
Opp.Karnavati Club, SG Highway,
Ahmedabad, Gujarat - 380015
Tel.: 079-66826701

Bengaluru

Schneider Electric India (P) Ltd.
No. 3/1, JP Techno Park
Mezzanine Floor, Millers Tank Bund
Road, Vasanth Nagar
Bengaluru - 560052
Tel.: 080-71481351

Bhubaneswar

Schneider Electric India (P) Ltd.
Workloop Co-Working in the property
Office No. 316, Esplanade One Mall
Rasulgarh, Bhubaneswar - 751010

Chennai

Schneider Electric India (P) Ltd.
No: 29, 2nd Floor,
Bannari Amman Towers, B-Block
Dr. Radhakrishnan Road, Mylapore
Chennai - 600 004
Tel.:044-71912000

Cochin

Schneider Electric India (P) Ltd.
Alapatt Properties Private Limited
(Trade Name: Centre A)
Main Door Number: 66/4971
(Old Door Number: 40/6584-H)
7th Floor Alapatt Heritage Building
MG Road Kochi - 682035

Coimbatore

Schneider Electric India Pvt. Ltd.
Mikro Grafeio Services Pvt Ltd.,
Elysium Tower, #21, A.T.T
Colony, Near Honda Office,
Coimbatore, Tamil Nadu - 641018

Hyderabad

Schneider Electric Pvt. Ltd.
4B-4th Floor, Gumidelli Towers,
Prakash Nagar, Begumpet,
Hyderabad - 500016

Indore

Schneider Electric India (P) Ltd.
219, Dhan Trident Building
Vijay Nagar, A.B.Road
Indore - 452001

Jaipur

Schneider Electric India (P) Ltd.
Jaipur Business Centre 309
3rd Floor, Sangam Tower 190
Church Road, Jaipur - 302001
Tel.: 0141-2374810

Kolkata

Schneider Electric (I) Pvt. Ltd.
BN3, Salt Lake, Sector V,
Kolkata - 700091

Lucknow

Schneider Electric India (P) Ltd.
Summit, Plot No. TCG 3/3
6th Floor, 604A/B/C, Vibhuti Khand
Gomti Nagar, Lucknow
Uttar Pradesh - 226010
Tel.: 0522-3500334

Ludhiana

Schneider Electric India (P) Ltd.
SCO 23, 2nd Floor,
Chandigarh Road, Sector 32
Ludhiana, Punjab -141010
Tel.: 0161- 5203011

Mohali

Schneider Electric India (P) Ltd.
2nd Floor, Tower-A
Bestech Business Tower
Mega Information & Technology Park
Industrial Plot No.1, Phase IX
(Expansion), Mohali - 160059
Tel.: 0172-7198200

Mumbai

Schneider Electric India Pvt. Ltd.
L&T Business Park, Tower B,
7th Floor, TC-II, Gate No.5,
Saki Vihar Road, Powai,
Mumbai - 400072

Nagpur

Schneider Electric India (P) Ltd.
6, Vasant Vihar Complex
W.H.C Road, Shankar Nagar
Nagpur - 440010
Tel.: 0712-2558581

Nashik

Schneider Electric India (P) Ltd.
401, 4th Floor, Rishi Raj Towers
Jehan Circle, Gangapur Road
Nashik - 422013
Tel.: 0253-2344333

New Delhi

Schneider Electric India (P) Ltd.
C-56, Mayapuri Industrial Area, Phase-2
New Delhi - 110064
Tel.: 011-61317400

Pune

Schneider Electric India (P) Ltd.
Amar Caliber, CTS No 911, BMCC Road,
OFF F.C. Road, Deccan Gymkhana,
Shivaji Nagar, Pune - 411007
Tel.: 020-67492500

Vadodara

Schneider Electric India (P) Ltd.
Notus IT Park, 10th Floor, Block-D
Sarabhai Campus, Vadiwadi
Vadodara, Gujarat - 390017

Vishakhapatnam

Schneider Electric India (P) Ltd.
D.N.10-1-43, 1st Floor
Ratnam's Business Centre,
Siripuram Fort, C.B.M.Compound
Visakhapatnam - 530016
Tel.: 0891-6675500

Customer Care Centre

Monday-Saturday, 9 a.m. to 8 p.m.

Toll-free numbers: 1800 419 4272, 1800 103 0011

Email: customercare.in@schneider-electric.com

For more information, visit our website at: www.se.com/in

- All Prices are in Indian Rupees.
- Prices are subject to change without prior notice.
- Product evolution is a continuous process and Schneider Electric reserves the right to modify/withdraw any product at any time without prior notice.
- Prices charged will be as prevailing on the date of dispatch.
- Invoice Amount = (MRP – less Applicable discount) + Applicable GST %
- Tax incidence on invoices is basis applicable GST rates.
- Invoice amount not to exceed MRP.
- Product pictures shown are for illustration purpose only, actual product may vary.

Distributor